

**STATEMENT OF APPROPRIATIONS, ALLOTMENTS, OBLIGATIONS, DISBURSEMENTS AND BALANCES**

**As at the Quarter Ending December 31, 2021**

Department: Department of Agriculture (DA)  
 Agency: Bureau of Fisheries and Aquatic Resources  
 Operating Unit: Regional Office - XIII  
 Organization Code (UACS) : 05 003 0300016  
 Fund Cluster: 01 Regular Agency Fund

X

Current Year Appropriations  
 Supplemental Appropriations  
 Continuing Appropriations

(e.g. UACS Fund Cluster: 01-Regular Agency Fund, 02-Foreign Assisted Projects Fund, 03-Special Account-Locally Funded/Domestic Grants Fund, and 04-Special Account-Foreign Assisted/Foreign Grants Fund)

Particulars	UACS CODE	Appropriations			Allotments				
		Authorized Appropriations	Adjustments (Transfer To/From, Realignment)	Adjusted Appropriations	Allotments Received	Adjustments (Withdrawal, Realignment)	Transfer To	Transfer From	Adjusted Total Allotments
1	2	3	4	5=(3+4)	6	7	8	9	10=[(6+(-)7)-8+9]
I. Continuing Appropriations		32,279,402.31	7,122,003.00	39,401,405.31	32,279,402.31	0.00	0.00	7,122,003.00	39,401,405.31
I. Agency Specific Budget		7,847,631.99	5,172,003.00	13,019,634.99	7,847,631.99	0.00	0.00	5,172,003.00	13,019,634.99
General Administration and Support	10000000000000000000	131,225.08	0.00	131,225.08	131,225.08	0.00	0.00	0.00	131,225.08
General management and supervision	100000100001000	18,000.00	0.00	18,000.00	18,000.00	0.00	0.00	0.00	18,000.00
MOOE		18,000.00	0.00	18,000.00	18,000.00	0.00	0.00	0.00	18,000.00
Administration of Personnel Benefits	100000100002000	113,225.08	0.00	113,225.08	113,225.08	0.00	0.00	0.00	113,225.08
PS		113,225.08	0.00	113,225.08	113,225.08	0.00	0.00	0.00	113,225.08
Sub-Total, General Administration and Support		131,225.08	0.00	131,225.08	131,225.08	0.00	0.00	0.00	131,225.08
PS		113,225.08	0.00	113,225.08	113,225.08	0.00	0.00	0.00	113,225.08
MOOE		18,000.00	0.00	18,000.00	18,000.00	0.00	0.00	0.00	18,000.00
FinEx (if Applicable)		0.00	0.00	0.00	0.00	0.00	0.00	0.00	0.00
CO		0.00	0.00	0.00	0.00	0.00	0.00	0.00	0.00
Support to Operations	20000000000000000000	53,848.16	0.00	53,848.16	53,848.16	0.00	0.00	0.00	53,848.16
Development of organizational policies, plans and procedures	200000100001000	47,462.12	0.00	47,462.12	47,462.12	0.00	0.00	0.00	47,462.12
MOOE		47,462.12	0.00	47,462.12	47,462.12	0.00	0.00	0.00	47,462.12
Legal and advisory services	200000100003000	6,386.04	0.00	6,386.04	6,386.04	0.00	0.00	0.00	6,386.04
MOOE		6,386.04	0.00	6,386.04	6,386.04	0.00	0.00	0.00	6,386.04



# STATEMENT OF APPROPRIATIONS, ALLOTMENTS, OBLIGATIONS, DISBURSEMENTS AND BALANCES

As at the Quarter Ending December 31, 2021

Department: Department of Agriculture (DA)  
 Agency: Bureau of Fisheries and Aquatic Resources  
 Operating Unit: Regional Office - XIII  
 Organization Code (UACS) : 05 003 0300016  
 Fund Cluster: 01 Regular Agency Fund

X

Current Year Appropriations  
 Supplemental Appropriations  
 Continuing Appropriations

(e.g. UACS Fund Cluster: 01-Regular Agency Fund, 02-Foreign Assisted Projects Fund, 03-Special Account-Locally Funded/Domestic Grants Fund, and 04-Special Account-Foreign Assisted/Foreign Grants Fund)

Particulars	UACS CODE	Appropriations			Allotments				
		Authorized Appropriations	Adjustments (Transfer To/From, Realignment)	Adjusted Appropriations	Allotments Received	Adjustments (Withdrawal, Realignment)	Transfer To	Transfer From	Adjusted Total Allotments
1	2	3	4	5=(3+4)	6	7	8	9	10=[(6+(-)7)-8+9]
LOCALLY-FUNDED AND FOREIGN-ASSISTED SUB-PROGRAM		5,360,870.99	0.00	5,360,870.99	5,360,870.99	0.00	0.00	0.00	5,360,870.99
Locally-Funded Project(s)		5,360,870.99	0.00	5,360,870.99	5,360,870.99	0.00	0.00	0.00	5,360,870.99
Special Area for Agricultural Development Program	310105200001000	5,360,870.99	0.00	5,360,870.99	5,360,870.99	0.00	0.00	0.00	5,360,870.99
MOOE		5,360,870.99	0.00	5,360,870.99	5,360,870.99	0.00	0.00	0.00	5,360,870.99
FISHERIES REGULATORY AND LAW ENFORCEMENT PROGRAM		105,165.40	5,172,003.00	5,277,168.40	105,165.40	0.00	0.00	5,172,003.00	5,277,168.40
Monitoring, control and surveillance	310200100001000	0.08	0.00	0.08	0.08	0.00	0.00	0.00	0.08
MOOE		0.08	0.00	0.08	0.08	0.00	0.00	0.00	0.08
Quality control and inspection	310200100002000	95,165.00	0.00	95,165.00	95,165.00	0.00	0.00	0.00	95,165.00
PS		0.00	0.00	0.00	0.00	0.00	0.00	0.00	0.00
MOOE		95,165.00	0.00	95,165.00	95,165.00	0.00	0.00	0.00	95,165.00
Coastal and inland fisheries resource management	310200100004000	10,000.32	5,172,003.00	5,182,003.32	10,000.32	0.00	0.00	5,172,003.00	5,182,003.32
MOOE		10,000.32	5,172,003.00	5,182,003.32	10,000.32	0.00	0.00	5,172,003.00	5,182,003.32
FISHERIES EXTENSION PROGRAM		1,494,262.94	0.00	1,494,262.94	1,494,262.94	0.00	0.00	0.00	1,494,262.94
Extension Support, Education and Training Services (ESETS)	310300100001000	1,494,262.94	0.00	1,494,262.94	1,494,262.94	0.00	0.00	0.00	1,494,262.94
MOOE		1,494,262.94	0.00	1,494,262.94	1,494,262.94	0.00	0.00	0.00	1,494,262.94
FISHERIES POLICY PROGRAM		273,443.10	0.00	273,443.10	273,443.10	0.00	0.00	0.00	273,443.10
Formulation, monitoring and evaluation of policies, plans and programs	310400100001000	273,443.10	0.00	273,443.10	273,443.10	0.00	0.00	0.00	273,443.10
MOOE		273,443.10	0.00	273,443.10	273,443.10	0.00	0.00	0.00	273,443.10

**STATEMENT OF APPROPRIATIONS, ALLOTMENTS, OBLIGATIONS, DISBURSEMENTS AND BALANCES**

**As at the Quarter Ending December 31, 2021**

Department: Department of Agriculture (DA)  
 Agency: Bureau of Fisheries and Aquatic Resources  
 Operating Unit: Regional Office - XIII  
 Organization Code (UACS) : 05 003 0300016  
 Fund Cluster: 01 Regular Agency Fund

X

Current Year Appropriations  
 Supplemental Appropriations  
 Continuing Appropriations

(e.g. UACS Fund Cluster: 01-Regular Agency Fund, 02-Foreign Assisted Projects Fund, 03-Special Account-Locally Funded/Domestic Grants Fund, and 04-Special Account-Foreign Assisted/Foreign Grants Fund)

Particulars	UACS CODE	Appropriations			Allotments				
		Authorized Appropriations	Adjustments (Transfer To/From, Realignment)	Adjusted Appropriations	Allotments Received	Adjustments (Withdrawal, Realignment)	Transfer To	Transfer From	Adjusted Total Allotments
1	2	3	4	5=(3+4)	6	7	8	9	10=[{6+(-)7}-8+9]
Sub-Total, Operations		7,662,558.75	5,172,003.00	12,834,561.75	7,662,558.75	0.00	0.00	5,172,003.00	12,834,561.75
PS		0.00	0.00	0.00	0.00	0.00	0.00	0.00	0.00
MOOE		7,662,558.75	5,172,003.00	12,834,561.75	7,662,558.75	0.00	0.00	5,172,003.00	12,834,561.75
FinEx (if Applicable)		0.00	0.00	0.00	0.00	0.00	0.00	0.00	0.00
CO		0.00	0.00	0.00	0.00	0.00	0.00	0.00	0.00
II. Special Purpose Fund		24,431,770.32	1,950,000.00	26,381,770.32	24,431,770.32	0.00	0.00	1,950,000.00	26,381,770.32
Operations	30000000000000000000	24,431,770.32	1,950,000.00	26,381,770.32	24,431,770.32	0.00	0.00	1,950,000.00	26,381,770.32
OO : Productivity in Fisheries Sector within ecological limits improved		24,431,770.32	1,950,000.00	26,381,770.32	24,431,770.32	0.00	0.00	1,950,000.00	26,381,770.32
FISHERIES DEVELOPMENT PROGRAM		22,973,808.77	1,950,000.00	24,923,808.77	22,973,808.77	0.00	0.00	1,950,000.00	24,923,808.77
AQUACULTURE SUB-PROGRAM		22,580,797.00	1,950,000.00	24,510,797.00	22,580,797.00	0.00	0.00	1,950,000.00	24,510,797.00
Fisheries production and distribution	310102100001000	7,242,297.00	0.00	7,242,297.00	7,242,297.00	0.00	0.00	0.00	7,242,297.00
MOOE		1,242,297.00	0.00	1,242,297.00	1,242,297.00	0.00	0.00	0.00	1,242,297.00
CO		6,000,000.00	0.00	6,000,000.00	6,000,000.00	0.00	0.00	0.00	6,000,000.00
Operation and management of production facilities	310102100002000	15,318,500.00	1,950,000.00	17,268,500.00	15,318,500.00	0.00	0.00	1,950,000.00	17,268,500.00
MOOE		2,500,000.00	1,950,000.00	4,450,000.00	2,500,000.00	0.00	0.00	1,950,000.00	4,450,000.00
CO		12,818,500.00	0.00	12,818,500.00	12,818,500.00	0.00	0.00	0.00	12,818,500.00
POST-HARVEST SUB-PROGRAM		413,011.77	0.00	413,011.77	413,011.77	0.00	0.00	0.00	413,011.77
Provision of fishery on-farm/post-harvest equipment and facilities	310103100001000	413,011.77	0.00	413,011.77	413,011.77	0.00	0.00	0.00	413,011.77
MOOE		189,011.77	0.00	189,011.77	189,011.77	0.00	0.00	0.00	189,011.77
CO		224,000.00	0.00	224,000.00	224,000.00	0.00	0.00	0.00	224,000.00

**STATEMENT OF APPROPRIATIONS, ALLOTMENTS, OBLIGATIONS, DISBURSEMENTS AND BALANCES**

**As at the Quarter Ending December 31, 2021**

Department: Department of Agriculture (DA)  
 Agency: Bureau of Fisheries and Aquatic Resources  
 Operating Unit: Regional Office - XIII  
 Organization Code (UACS) : 05 003 0300016  
 Fund Cluster: 01 Regular Agency Fund

X

Current Year Appropriations  
 Supplemental Appropriations  
 Continuing Appropriations

(e.g. UACS Fund Cluster: 01-Regular Agency Fund, 02-Foreign Assisted Projects Fund, 03-Special Account-Locally Funded/Domestic Grants Fund, and 04-Special Account-Foreign Assisted/Foreign Grants Fund)

Particulars	UACS CODE	Appropriations			Allotments				
		Authorized Appropriations	Adjustments (Transfer To/From, Realignment)	Adjusted Appropriations	Allotments Received	Adjustments (Withdrawal, Realignment)	Transfer To	Transfer From	Adjusted Total Allotments
1	2	3	4	5=(3+4)	6	7	8	9	10=[(6+(-)7)-8+9]
FISHERIES EXTENSION PROGRAM		1,457,961.55	0.00	1,457,961.55	1,457,961.55	0.00	0.00	0.00	1,457,961.55
Extension Support, Education and Training Services (ESETS)	310300100001000	1,457,961.55	0.00	1,457,961.55	1,457,961.55	0.00	0.00	0.00	1,457,961.55
MOOE		1,457,961.55	0.00	1,457,961.55	1,457,961.55	0.00	0.00	0.00	1,457,961.55
Sub-Total, Operations		24,431,770.32	1,950,000.00	26,381,770.32	24,431,770.32	0.00	0.00	1,950,000.00	26,381,770.32
PS		0.00	0.00	0.00	0.00	0.00	0.00	0.00	0.00
MOOE		5,389,270.32	1,950,000.00	7,339,270.32	5,389,270.32	0.00	0.00	1,950,000.00	7,339,270.32
FinEx (if Applicable)		0.00	0.00	0.00	0.00	0.00	0.00	0.00	0.00
CO		19,042,500.00	0.00	19,042,500.00	19,042,500.00	0.00	0.00	0.00	19,042,500.00
GRAND TOTAL		32,279,402.31	7,122,003.00	39,401,405.31	32,279,402.31	0.00	0.00	7,122,003.00	39,401,405.31
PS		113,225.08	0.00	113,225.08	113,225.08	0.00	0.00	0.00	113,225.08
MOOE		13,123,677.23	7,122,003.00	20,245,680.23	13,123,677.23	0.00	0.00	7,122,003.00	20,245,680.23
FinEx (if Applicable)		0.00	0.00	0.00	0.00	0.00	0.00	0.00	0.00
CO		19,042,500.00	0.00	19,042,500.00	19,042,500.00	0.00	0.00	0.00	19,042,500.00

This report was generated using the Unified Reporting System on 15/02/2022 18:02 version.FAR1.1.1 ; Status : APPROVED

**STATEMENT OF APPROPRIATIONS, ALLOTMENTS, OBLIGATIONS, DISBURSEMENTS AND BALANCES**

**As at the Quarter Ending December 31, 2021**

Department: Department of Agriculture (DA)  
 Agency: Bureau of Fisheries and Aquatic Resources  
 Operating Unit: Regional Office - XIII  
 Organization Code (UACS) : 05 003 0300016  
 Fund Cluster: 01 Regular Agency Fund

(e.g. UACS Fund Cluster: 01-Regular Agency Fund, 02-Foreign Assisted Projects Fund, 03-Special Account-Locally Funded/Domestic Grants Fund, and 04-Special Account-Foreign Assisted/Foreign Grants Fund)

	Current Year Appropriations
	Supplemental Appropriations
X	Continuing Appropriations

Particulars	UACS CODE	Current Year Obligations					Current Year Disbursements					Balances			
		1st Quarter Ending March 31	2nd Quarter Ending June 30	3rd Quarter Ending Sept. 30	4th Quarter Ending Dec. 31	TOTAL	1st Quarter Ending March 31	2nd Quarter Ending June 30	3rd Quarter Ending Sept. 30	4th Quarter Ending Dec. 31	TOTAL	Unreleased Appro	Unobligated Allotments	Unpaid Obligations	
		11	12	13	14	15=(11+12+13+14)	16	17	18	19	20=(16+17+18+19)	21=(5-10)	22=(10-15)	23	24
I. Continuing Appropriations		24,004,864.84	11,128,430.61	1,539,705.55	2,614,492.71	39,287,493.71	969,564.61	21,470,985.25	3,973,072.83	7,806,113.61	34,019,736.30	0.00	113,911.60	0.00	5,267,757.41
I. Agency Specific Budget		7,430,011.58	1,322,319.77	1,539,585.55	2,614,492.71	12,906,409.61	0.00	3,472,617.48	1,439,669.42	6,041,116.85	10,953,403.75	0.00	113,225.38	0.00	1,953,006.86
General Administration and Support	10000000000000000000	113,225.08	(95,225.08)	0.00	0.00	18,000.00	0.00	18,000.00	0.00	0.00	18,000.00	0.00	113,225.08	0.00	0.00
General management and supervision	10000010000100000000	0.00	18,000.00	0.00	0.00	18,000.00	0.00	18,000.00	0.00	0.00	18,000.00	0.00	0.00	0.00	0.00
MOOE		0.00	18,000.00	0.00	0.00	18,000.00	0.00	18,000.00	0.00	0.00	18,000.00	0.00	0.00	0.00	0.00
Administration of Personnel Benefits	10000010000200000000	113,225.08	(113,225.08)	0.00	0.00	0.00	0.00	0.00	0.00	0.00	0.00	0.00	113,225.08	0.00	0.00
PS		113,225.08	(113,225.08)	0.00	0.00	0.00	0.00	0.00	0.00	0.00	0.00	0.00	113,225.08	0.00	0.00
Sub-Total, General Administration and Support		113,225.08	(95,225.08)	0.00	0.00	18,000.00	0.00	18,000.00	0.00	0.00	18,000.00	0.00	113,225.08	0.00	0.00
PS		113,225.08	(113,225.08)	0.00	0.00	0.00	0.00	0.00	0.00	0.00	0.00	0.00	113,225.08	0.00	0.00
MOOE		0.00	18,000.00	0.00	0.00	18,000.00	0.00	18,000.00	0.00	0.00	18,000.00	0.00	0.00	0.00	0.00
FinEx (if Applicable)		0.00	0.00	0.00	0.00	0.00	0.00	0.00	0.00	0.00	0.00	0.00	0.00	0.00	0.00
CO		0.00	0.00	0.00	0.00	0.00	0.00	0.00	0.00	0.00	0.00	0.00	0.00	0.00	0.00
Support to Operations	20000000000000000000	0.00	53,848.16	0.00	0.00	53,848.16	0.00	5,401.99	6,746.17	32,627.27	44,775.43	0.00	0.00	0.00	9,072.73
Development of organizational policies, plans and procedures	20000010000100000000	0.00	47,462.12	0.00	0.00	47,462.12	0.00	5,401.99	360.13	32,627.27	38,389.39	0.00	0.00	0.00	9,072.73
MOOE		0.00	47,462.12	0.00	0.00	47,462.12	0.00	5,401.99	360.13	32,627.27	38,389.39	0.00	0.00	0.00	9,072.73
Legal and advisory services	20000010000300000000	0.00	6,386.04	0.00	0.00	6,386.04	0.00	0.00	6,386.04	0.00	6,386.04	0.00	0.00	0.00	0.00
MOOE		0.00	6,386.04	0.00	0.00	6,386.04	0.00	0.00	6,386.04	0.00	6,386.04	0.00	0.00	0.00	0.00



**STATEMENT OF APPROPRIATIONS, ALLOTMENTS, OBLIGATIONS, DISBURSEMENTS AND BALANCES**  
**As at the Quarter Ending December 31, 2021**

Department: Department of Agriculture (DA)  
 Agency: Bureau of Fisheries and Aquatic Resources  
 Operating Unit: Regional Office - XIII  
 Organization Code (UACS) : 05 003 0300016  
 Fund Cluster: 01 Regular Agency Fund

(e.g. UACS Fund Cluster: 01-Regular Agency Fund, 02-Foreign Assisted Projects Fund, 03-Special Account-Locally Funded/Domestic Grants Fund, and 04-Special Account-Foreign Assisted/Foreign Grants Fund)

	Current Year Appropriations
	Supplemental Appropriations
X	Continuing Appropriations

Particulars	UACS CODE	Current Year Obligations					Current Year Disbursements					Balances			
		1st Quarter Ending March 31	2nd Quarter Ending June 30	3rd Quarter Ending Sept. 30	4th Quarter Ending Dec. 31	TOTAL	1st Quarter Ending March 31	2nd Quarter Ending June 30	3rd Quarter Ending Sept. 30	4th Quarter Ending Dec. 31	TOTAL	Unreleased Appro	Unobligated Allotments	Unpaid Obligations	
		11	12	13	14	15=(11+12+13+14)	16	17	18	19	20=(16+17+18+19)	21=(5-10)	22=(10-15)	23	24
LOCALLY-FUNDED AND FOREIGN-ASSISTED SUB-PROGRAM		4,539,732.50	821,138.49	0.00	0.00	5,360,870.99	0.00	1,163,509.74	460,261.20	3,737,100.05	5,360,870.99	0.00	0.00	0.00	0.00
Locally-Funded Project(s)		4,539,732.50	821,138.49	0.00	0.00	5,360,870.99	0.00	1,163,509.74	460,261.20	3,737,100.05	5,360,870.99	0.00	0.00	0.00	0.00
Special Area for Agricultural Development Program	310105200001000	4,539,732.50	821,138.49	0.00	0.00	5,360,870.99	0.00	1,163,509.74	460,261.20	3,737,100.05	5,360,870.99	0.00	0.00	0.00	0.00
MOOE		4,539,732.50	821,138.49	0.00	0.00	5,360,870.99	0.00	1,163,509.74	460,261.20	3,737,100.05	5,360,870.99	0.00	0.00	0.00	0.00
FISHERIES REGULATORY AND LAW ENFORCEMENT PROGRAM		2,000,000.00	108,133.00	554,542.61	2,614,492.71	5,277,168.32	0.00	1,163,509.74	460,261.20	3,737,100.05	5,360,870.99	0.00	0.00	0.00	0.00
Monitoring, control and surveillance	310200100001000	0.00	0.00	0.00	0.00	0.00	0.00	2,040,669.96	118,804.35	1,880,834.68	4,040,308.99	0.00	0.08	0.00	1,236,859.33
MOOE		0.00	0.00	0.00	0.00	0.00	0.00	0.00	0.00	0.00	0.00	0.00	0.08	0.00	0.00
Quality control and inspection	310200100002000	0.00	95,165.00	0.00	0.00	95,165.00	0.00	0.00	0.00	0.00	0.00	0.00	0.08	0.00	0.00
PS		0.00	0.00	0.00	0.00	0.00	0.00	27,701.96	12,916.61	51,626.78	92,245.35	0.00	0.00	0.00	2,919.65
MOOE		0.00	0.00	0.00	0.00	0.00	0.00	0.00	0.00	0.00	0.00	0.00	0.00	0.00	0.00
Coastal and inland fisheries resource management	310200100004000	2,000,000.00	12,968.00	554,542.61	2,614,492.71	5,182,003.32	0.00	2,012,968.00	105,887.74	1,829,207.90	3,948,063.64	0.00	0.00	0.00	1,233,939.68
MOOE		2,000,000.00	12,968.00	554,542.61	2,614,492.71	5,182,003.32	0.00	2,012,968.00	105,887.74	1,829,207.90	3,948,063.64	0.00	0.00	0.00	1,233,939.68
FISHERIES EXTENSION PROGRAM		777,054.00	(267,834.00)	985,042.94	0.00	1,494,262.94	0.00	44,730.24	840,477.84	390,554.85	1,275,762.93	0.00	0.00	0.00	218,500.01
Extension Support, Education and Training Services (ESETS)	310300100001000	777,054.00	(267,834.00)	985,042.94	0.00	1,494,262.94	0.00	44,730.24	840,477.84	390,554.85	1,275,762.93	0.00	0.00	0.00	218,500.01
MOOE		777,054.00	(267,834.00)	985,042.94	0.00	1,494,262.94	0.00	44,730.24	840,477.84	390,554.85	1,275,762.93	0.00	0.00	0.00	218,500.01
FISHERIES POLICY PROGRAM		0.00	273,443.10	0.00	0.00	273,443.10	0.00	182,331.50	11,552.50	0.00	193,884.00	0.00	0.00	0.00	79,559.10
Formulation, monitoring and evaluation of policies, plans and programs	310400100001000	0.00	273,443.10	0.00	0.00	273,443.10	0.00	182,331.50	11,552.50	0.00	193,884.00	0.00	0.00	0.00	79,559.10
MOOE		0.00	273,443.10	0.00	0.00	273,443.10	0.00	182,331.50	11,552.50	0.00	193,884.00	0.00	0.00	0.00	79,559.10



**STATEMENT OF APPROPRIATIONS, ALLOTMENTS, OBLIGATIONS, DISBURSEMENTS AND BALANCES**

**As at the Quarter Ending December 31, 2021**

Department: Department of Agriculture (DA)  
 Agency: Bureau of Fisheries and Aquatic Resources  
 Operating Unit: Regional Office - XIII  
 Organization Code (UACS) : 05 003 0300016  
 Fund Cluster: 01 Regular Agency Fund

(e.g. UACS Fund Cluster: 01-Regular Agency Fund, 02-Foreign Assisted Projects Fund, 03-Special Account-Locally Funded/Domestic Grants Fund, and 04-Special Account-Foreign Assisted/Foreign Grants Fund)

	Current Year Appropriations
	Supplemental Appropriations
X	Continuing Appropriations

Particulars	UACS CODE	Current Year Obligations					Current Year Disbursements					Balances			
		1st Quarter Ending March 31	2nd Quarter Ending June 30	3rd Quarter Ending Sept. 30	4th Quarter Ending Dec. 31	TOTAL	1st Quarter Ending March 31	2nd Quarter Ending June 30	3rd Quarter Ending Sept. 30	4th Quarter Ending Dec. 31	TOTAL	Unreleased Appro	Unobligated Allotments	Unpaid Obligations	
		11	12	13	14	15=(11+12+13+14)	16	17	18	19	20=(16+17+18+19)	21=(5-10)	22=(10-15)	23	24
Sub-Total, Operations		7,316,786.50	1,363,696.69	1,539,585.55	2,614,492.71	12,834,561.45	0.00	3,449,215.49	1,432,923.25	6,008,489.58	10,890,628.32	0.00	0.30	0.00	1,943,933.13
PS		0.00	0.00	0.00	0.00	0.00	0.00	0.00	0.00	0.00	0.00	0.00	0.00	0.00	0.00
MOOE		7,316,786.50	1,363,696.69	1,539,585.55	2,614,492.71	12,834,561.45	0.00	3,449,215.49	1,432,923.25	6,008,489.58	10,890,628.32	0.00	0.30	0.00	1,943,933.13
FinEx (if Applicable)		0.00	0.00	0.00	0.00	0.00	0.00	0.00	0.00	0.00	0.00	0.00	0.00	0.00	0.00
CO		0.00	0.00	0.00	0.00	0.00	0.00	0.00	0.00	0.00	0.00	0.00	0.00	0.00	0.00
II. Special Purpose Fund		16,574,853.28	9,806,110.84	120.00	0.00	26,381,084.10	969,564.61	17,998,367.77	2,533,403.41	1,564,996.76	23,066,332.55	0.00	686.22	0.00	3,314,751.55
Operations	3000000000000000000000	16,574,853.28	9,806,110.84	120.00	0.00	26,381,084.10	969,564.61	17,998,367.77	2,533,403.41	1,564,996.76	23,066,332.55	0.00	686.22	0.00	3,314,751.55
OO : Productivity in Fisheries Sector within ecological limits improved		16,574,853.28	9,806,110.84	120.00	0.00	26,381,084.10	969,564.61	17,998,367.77	2,533,403.41	1,564,996.76	23,066,332.55	0.00	686.22	0.00	3,314,751.55
FISHERIES DEVELOPMENT PROGRAM		15,869,286.03	9,053,716.52	120.00	0.00	24,923,122.55	969,564.61	17,584,545.23	1,713,109.22	1,341,151.94	21,608,371.00	0.00	686.22	0.00	3,314,751.55
AQUACULTURE SUB-PROGRAM		15,680,274.26	8,829,836.52	0.00	0.00	24,510,110.78	969,564.61	17,193,609.55	1,691,033.13	1,341,151.94	21,195,359.23	0.00	686.22	0.00	3,314,751.55
Fisheries production and distribution	310102100001000	2,385,187.25	4,856,730.00	0.00	0.00	7,241,917.25	0.00	5,505,766.19	366,501.34	360,600.60	6,232,868.13	0.00	379.75	0.00	1,009,049.12
MOOE		245,750.00	996,450.00	0.00	0.00	1,242,200.00	0.00	596,827.34	48,870.67	360,600.60	1,006,298.61	0.00	97.00	0.00	235,901.39
CO		2,139,437.25	3,860,280.00	0.00	0.00	5,999,717.25	0.00	4,908,938.85	317,630.67	0.00	5,228,569.52	0.00	282.75	0.00	773,147.73
Operation and management of production facilities	310102100002000	13,295,087.01	3,973,106.52	0.00	0.00	17,268,193.53	969,564.61	11,687,843.36	1,324,531.79	980,551.34	14,962,491.10	0.00	306.47	0.00	2,305,702.43
MOOE		1,453,662.60	2,996,106.52	0.00	0.00	4,449,769.12	0.00	2,912,161.74	826,377.64	228,925.36	3,967,464.74	0.00	230.88	0.00	482,304.38
CO		11,841,424.41	977,000.00	0.00	0.00	12,818,424.41	969,564.61	8,775,681.62	498,154.15	751,625.98	10,995,026.36	0.00	75.59	0.00	1,823,398.05
POST-HARVEST SUB-PROGRAM		189,011.77	223,880.00	120.00	0.00	413,011.77	0.00	390,935.68	22,076.09	0.00	413,011.77	0.00	0.00	0.00	0.00
Provision of fishery on-farm/post-harvest equipment and facilities	310103100001000	189,011.77	223,880.00	120.00	0.00	413,011.77	0.00	390,935.68	22,076.09	0.00	413,011.77	0.00	0.00	0.00	0.00
MOOE		189,011.77	0.00	0.00	0.00	189,011.77	0.00	178,935.68	10,076.09	0.00	189,011.77	0.00	0.00	0.00	0.00
CO		0.00	223,880.00	120.00	0.00	224,000.00	0.00	212,000.00	12,000.00	0.00	224,000.00	0.00	0.00	0.00	0.00

**STATEMENT OF APPROPRIATIONS, ALLOTMENTS, OBLIGATIONS, DISBURSEMENTS AND BALANCES**

**As at the Quarter Ending December 31, 2021**

Department: Department of Agriculture (DA)  
 Agency: Bureau of Fisheries and Aquatic Resources  
 Operating Unit: Regional Office - XIII  
 Organization Code (UACS) : 05 003 0300016  
 Fund Cluster: 01 Regular Agency Fund


(e.g. UACS Fund Cluster: 01-Regular Agency Fund, 02-Foreign Assisted Projects Fund, 03-Special Account-Locally Funded/Domestic Grants Fund, and 04-Special Account-Foreign Assisted/Foreign Grants Fund)

	Current Year Appropriations
	Supplemental Appropriations
X	Continuing Appropriations

Particulars	UACS CODE	Current Year Obligations					Current Year Disbursements					Balances			
		1st Quarter Ending March 31	2nd Quarter Ending June 30	3rd Quarter Ending Sept. 30	4th Quarter Ending Dec. 31	TOTAL	1st Quarter Ending March 31	2nd Quarter Ending June 30	3rd Quarter Ending Sept. 30	4th Quarter Ending Dec. 31	TOTAL	Unreleased Appro	Unobligated Allotments	Unpaid Obligations	
		11	12	13	14	15=(11+12+13+14)	16	17	18	19	20=(16+17+18+19)	21=(5-10)	22=(10-15)	23	24
FISHERIES EXTENSION PROGRAM		705,567.23	752,394.32	0.00	0.00	1,457,961.55	0.00	413,822.54	820,294.19	223,844.82	1,457,961.55	0.00	0.00	0.00	0.00
Extension Support, Education and Training Services (ESETS)	310300100001000	705,567.23	752,394.32	0.00	0.00	1,457,961.55	0.00	413,822.54	820,294.19	223,844.82	1,457,961.55	0.00	0.00	0.00	0.00
MOOE		705,567.23	752,394.32	0.00	0.00	1,457,961.55	0.00	413,822.54	820,294.19	223,844.82	1,457,961.55	0.00	0.00	0.00	0.00
Sub-Total, Operations		16,574,853.26	9,806,110.84	120.00	0.00	26,381,084.10	969,564.61	17,998,367.77	2,533,403.41	1,584,996.76	23,066,332.55	0.00	686.22	0.00	3,314,751.55
PS		0.00	0.00	0.00	0.00	0.00	0.00	0.00	0.00	0.00	0.00	0.00	0.00	0.00	0.00
MOOE		2,593,991.60	4,744,950.84	0.00	0.00	7,338,942.44	0.00	4,101,747.30	1,705,618.59	813,370.78	6,620,736.67	0.00	327.88	0.00	718,205.77
FinEx (if Applicable)		0.00	0.00	0.00	0.00	0.00	0.00	0.00	0.00	0.00	0.00	0.00	0.00	0.00	0.00
CO		13,980,861.66	5,061,160.00	120.00	0.00	19,042,141.66	969,564.61	13,896,620.47	827,784.82	751,625.98	16,445,595.88	0.00	358.34	0.00	2,596,545.78
GRAND TOTAL		24,004,864.84	11,128,430.61	1,539,705.55	2,614,492.71	39,287,493.71	969,564.61	21,470,985.25	3,973,072.83	7,606,113.61	34,019,736.30	0.00	113,911.60	0.00	5,267,757.41
PS		113,225.08	(113,225.08)	0.00	0.00	0.00	0.00	0.00	0.00	0.00	0.00	0.00	113,225.08	0.00	0.00
MOOE		9,910,778.10	6,180,495.69	1,539,585.55	2,614,492.71	20,245,352.05	0.00	7,574,364.78	3,145,288.01	6,854,487.63	17,574,140.42	0.00	328.18	0.00	2,671,211.63
FinEx (if Applicable)		0.00	0.00	0.00	0.00	0.00	0.00	0.00	0.00	0.00	0.00	0.00	0.00	0.00	0.00
CO		13,980,861.66	5,061,160.00	120.00	0.00	19,042,141.66	969,564.61	13,896,620.47	827,784.82	751,625.98	16,445,595.88	0.00	358.34	0.00	2,596,545.78

This report was generated using the Unified Reporting System on 15/02/2022 18:02 version.FAR1.1.1 ; Status : APPROVED


Certified Correct:

  
**CALSOMA A. MANANGKIRAN**  
 OIC, Budget Section



Certified Correct:

  
**COSNIA A. PITI-ILAN**  
 OIC, Accounting

Recommending Approval:

  
**ELVERA B. SAYAS**  
 OIC, Admin and Finance

Approved By:

  
**OMNIA B. OLAMA**  
 OIC, Regional 

**STATEMENT OF APPROPRIATIONS, ALLOTMENTS, OBLIGATIONS, DISBURSEMENTS AND BALANCES**

**As at the Quarter Ending December 31, 2021**

Department Department of Agriculture (DA)  
 Agency/Entity Bureau of Fisheries and Aquatic Resources  
 Operating Unit Regional Office - XIII  
 Organization Code 05 003 0300016  
 (UACS)  
 Fund Cluster 01 Regular Agency Fund

x	Current Year Appropriations
	Supplemental Appropriations
	Continuing Appropriations

(e.g. UACS Fund Cluster: 01-Regular Agency Fund, 02-Foreign Assisted Projects Fund, 03-Special Account-Locally Funded/Domestic Grants Fund, and 04-Special Account-Foreign Assisted/Foreign Grants Fund)

Particulars	UACS CODE	Appropriations			Allotments				
		Authorized Appropriations	Adjustments(Transfer To/From, Modifications/Augmentations)	Adjusted Appropriations	Allotments Received	Adjustments(Reductions, Modifications/Augmentations)	Transfer To	Transfer From	Adjusted Total Allotments
1	2	3	4	5=(3+4)	6	7	8	9	10=[(6+(-)7)-8+9]
I. Agency Specific Budget		159,117,000.00	66,372,758.00	225,489,758.00	159,117,000.00	(4,313,892.00)	0.00	70,686,650.00	225,489,758.00
General Administration and Support	1000000000000000	21,291,000.00	(562,749.00)	20,728,251.00	21,291,000.00	(562,749.00)	0.00	0.00	20,728,251.00
General management and supervision	100000100001000	20,745,000.00	(562,749.00)	20,182,251.00	20,745,000.00	(562,749.00)	0.00	0.00	20,182,251.00
PS		5,332,000.00	(362,749.00)	4,969,251.00	5,332,000.00	(362,749.00)	0.00	0.00	4,969,251.00
MOOE		15,413,000.00	(200,000.00)	15,213,000.00	15,413,000.00	(200,000.00)	0.00	0.00	15,213,000.00
Administration of Personnel Benefits	100000100002000	546,000.00	0.00	546,000.00	546,000.00	0.00	0.00	0.00	546,000.00
PS		546,000.00	0.00	546,000.00	546,000.00	0.00	0.00	0.00	546,000.00
Sub-Total, General Administration and Support		21,291,000.00	(562,749.00)	20,728,251.00	21,291,000.00	(562,749.00)	0.00	0.00	20,728,251.00
PS		5,878,000.00	(362,749.00)	5,515,251.00	5,878,000.00	(362,749.00)	0.00	0.00	5,515,251.00
MOOE		15,413,000.00	(200,000.00)	15,213,000.00	15,413,000.00	(200,000.00)	0.00	0.00	15,213,000.00
FinEx (if Applicable)		0.00	0.00	0.00	0.00	0.00	0.00	0.00	0.00
CO		0.00	0.00	0.00	0.00	0.00	0.00	0.00	0.00
Support to Operations	2000000000000000	4,022,000.00	1,316,800.00	5,338,800.00	4,022,000.00	0.00	0.00	1,316,800.00	5,338,800.00

**STATEMENT OF APPROPRIATIONS, ALLOTMENTS, OBLIGATIONS, DISBURSEMENTS AND BALANCES**

**As at the Quarter Ending December 31, 2021**

Department Department of Agriculture (DA)  
 Agency/Entity Bureau of Fisheries and Aquatic Resources  
 Operating Unit Regional Office - XIII  
 Organization Code 05 003 0300016  
 (UACS)  
 Fund Cluster 01 Regular Agency Fund

x	Current Year Appropriations
	Supplemental Appropriations
	Continuing Appropriations

(e.g. UACS Fund Cluster: 01-Regular Agency Fund, 02-Foreign Assisted Projects Fund, 03-Special Account-Locally Funded/Domestic Grants Fund, and 04-Special Account-Foreign Assisted/Foreign Grants Fund)

Particulars	UACS CODE	Appropriations			Allotments				
		Authorized Appropriations	Adjustments (Transfer To/From, Modifications/Augmentations)	Adjusted Appropriations	Allotments Received	Adjustments (Reductions, Modifications/Augmentations)	Transfer To	Transfer From	Adjusted Total Allotments
1	2	3	4	5=(3+4)	6	7	8	9	10=[{6+(-)-7}-8+9]
Development of organizational policies, plans and procedures	20000010000 1000	2,920,000.00	1,226,800.00	4,146,800.00	2,920,000.00	0.00	0.00	1,226,800.00	4,146,800.00
MOOE		2,920,000.00	1,226,800.00	4,146,800.00	2,920,000.00	0.00	0.00	1,226,800.00	4,146,800.00
Legal and advisory services	20000010000 3000	1,102,000.00	90,000.00	1,192,000.00	1,102,000.00	0.00	0.00	90,000.00	1,192,000.00
MOOE		1,102,000.00	90,000.00	1,192,000.00	1,102,000.00	0.00	0.00	90,000.00	1,192,000.00
Sub-Total, Support to Operations		4,022,000.00	1,316,800.00	5,338,800.00	4,022,000.00	0.00	0.00	1,316,800.00	5,338,800.00
PS		0.00	0.00	0.00	0.00	0.00	0.00	0.00	0.00
MOOE		4,022,000.00	1,316,800.00	5,338,800.00	4,022,000.00	0.00	0.00	1,316,800.00	5,338,800.00
FinEx (if Applicable)		0.00	0.00	0.00	0.00	0.00	0.00	0.00	0.00
CO		0.00	0.00	0.00	0.00	0.00	0.00	0.00	0.00
Operations	300000000000 0000	133,804,000.00	65,618,707.00	199,422,707.00	133,804,000.00	(3,751,143.00)	0.00	69,369,850.00	199,422,707.00
CO : Productivity in Fisheries Sector within ecological limits improved		133,804,000.00	65,618,707.00	199,422,707.00	133,804,000.00	(3,751,143.00)	0.00	69,369,850.00	199,422,707.00
FISHERIES DEVELOPMENT PROGRAM		57,712,000.00	66,041,443.00	123,753,443.00	57,712,000.00	(1,508,557.00)	0.00	67,550,000.00	123,753,443.00
CAPTURE FISHERIES SUB-PROGRAM		7,618,000.00	0.00	7,618,000.00	7,618,000.00	0.00	0.00	0.00	7,618,000.00
Fishing gear/paraphernalia distribution	31010110000 1000	7,618,000.00	0.00	7,618,000.00	7,618,000.00	0.00	0.00	0.00	7,618,000.00
MOOE		7,618,000.00	0.00	7,618,000.00	7,618,000.00	0.00	0.00	0.00	7,618,000.00
AQUACULTURE SUB-PROGRAM		21,537,000.00	66,227,158.00	87,764,158.00	21,537,000.00	(1,322,842.00)	0.00	67,550,000.00	87,764,158.00

**STATEMENT OF APPROPRIATIONS, ALLOTMENTS, OBLIGATIONS, DISBURSEMENTS AND BALANCES**

**As at the Quarter Ending December 31, 2021**

Department Department of Agriculture (DA)  
 Agency/Entity Bureau of Fisheries and Aquatic Resources  
 Operating Unit Regional Office - XIII  
 Organization Code (UACS) 05 003 0300016  
 Fund Cluster 01 Regular Agency Fund

x	Current Year Appropriations
	Supplemental Appropriations
	Continuing Appropriations

(e.g. UACS Fund Cluster: 01-Regular Agency Fund, 02-Foreign Assisted Projects Fund, 03-Special Account-Locally Funded/Domestic Grants Fund, and 04-Special Account-Foreign Assisted/Foreign Grants Fund)

Particulars	UACS CODE	Appropriations			Allotments				
		Authorized Appropriations	Adjustments(Transfer To/From, Modifications/Augmentations)	Adjusted Appropriations	Allotments Received	Adjustments(Reductions, Modifications/Augmentations)	Transfer To	Transfer From	Adjusted Total Allotments
1	2	3	4	5=(3+4)	6	7	8	9	10=[(6+(-)7)-8+9]
Fisheries production and distribution	310102100001000	13,276,000.00	5,177,158.00	18,453,158.00	13,276,000.00	(1,322,842.00)	0.00	6,500,000.00	18,453,158.00
PS		3,732,000.00	(498,842.00)	3,233,158.00	3,732,000.00	(498,842.00)	0.00	0.00	3,233,158.00
MOOE		9,544,000.00	5,676,000.00	15,220,000.00	9,544,000.00	(824,000.00)	0.00	6,500,000.00	15,220,000.00
Operation and management of production facilities	310102100002000	8,261,000.00	61,050,000.00	69,311,000.00	8,261,000.00	0.00	0.00	61,050,000.00	69,311,000.00
MOOE		8,261,000.00	1,050,000.00	9,311,000.00	8,261,000.00	0.00	0.00	1,050,000.00	9,311,000.00
CO		0.00	60,000,000.00	60,000,000.00	0.00	0.00	0.00	60,000,000.00	60,000,000.00
POST-HARVEST SUB-PROGRAM		1,149,000.00	0.00	1,149,000.00	1,149,000.00	0.00	0.00	0.00	1,149,000.00
Provision of fishery on-farm/post-harvest equipment and facilities	310103100001000	1,149,000.00	0.00	1,149,000.00	1,149,000.00	0.00	0.00	0.00	1,149,000.00
MOOE		1,149,000.00	0.00	1,149,000.00	1,149,000.00	0.00	0.00	0.00	1,149,000.00
MARKET DEVELOPMENT SUB-PROGRAM		4,308,000.00	(185,715.00)	4,122,285.00	4,308,000.00	(185,715.00)	0.00	0.00	4,122,285.00
Market development services	310104100001000	4,308,000.00	(185,715.00)	4,122,285.00	4,308,000.00	(185,715.00)	0.00	0.00	4,122,285.00
PS		3,731,000.00	(96,196.00)	3,634,804.00	3,731,000.00	(96,196.00)	0.00	0.00	3,634,804.00
MOOE		577,000.00	(89,519.00)	487,481.00	577,000.00	(89,519.00)	0.00	0.00	487,481.00
LOCALLY-FUNDED AND FOREIGN-ASSISTED SUB-PROGRAM		23,100,000.00	0.00	23,100,000.00	23,100,000.00	0.00	0.00	0.00	23,100,000.00
Project(s)		23,100,000.00	0.00	23,100,000.00	23,100,000.00	0.00	0.00	0.00	23,100,000.00
Locally-Funded Project(s)		23,100,000.00	0.00	23,100,000.00	23,100,000.00	0.00	0.00	0.00	23,100,000.00
Special Area for Agricultural Development Program	310105200001000	23,100,000.00	0.00	23,100,000.00	23,100,000.00	0.00	0.00	0.00	23,100,000.00
MOOE		21,100,000.00	0.00	21,100,000.00	21,100,000.00	0.00	0.00	0.00	21,100,000.00
CO		2,000,000.00	0.00	2,000,000.00	2,000,000.00	0.00	0.00	0.00	2,000,000.00

# STATEMENT OF APPROPRIATIONS, ALLOTMENTS, OBLIGATIONS, DISBURSEMENTS AND BALANCES

As at the Quarter Ending December 31, 2021

Department Department of Agriculture (DA)  
 Agency/Entity Bureau of Fisheries and Aquatic Resources  
 Operating Unit Regional Office - XIII  
 Organization Code 05 003 0300016  
 (UACS)  
 Fund Cluster 01 Regular Agency Fund

x	Current Year Appropriations
	Supplemental Appropriations
	Continuing Appropriations

(e.g. UACS Fund Cluster: 01-Regular Agency Fund, 02-Foreign Assisted Projects Fund, 03-Special Account-Locally Funded/Domestic Grants Fund, and 04-Special Account-Foreign Assisted/Foreign Grants Fund)

Particulars	UACS CODE	Appropriations			Allotments				
		Authorized Appropriations	Adjustments (Transfer To/From, Modifications/Augmentations)	Adjusted Appropriations	Allotments Received	Adjustments (Reductions, Modifications/Augmentations)	Transfer To	Transfer From	Adjusted Total Allotments
1	2	3	4	5=(3+4)	6	7	8	9	10=[(6+(-)7)-8+9]
FISHERIES REGULATORY AND LAW ENFORCEMENT PROGRAM		43,500,000.00	(486,336.00)	43,013,664.00	43,500,000.00	(2,242,586.00)	0.00	1,756,250.00	43,013,664.00
Monitoring, control and surveillance	310200100001000	8,769,000.00	(132,937.00)	8,636,063.00	8,769,000.00	(632,937.00)	0.00	500,000.00	8,636,063.00
PS		2,611,000.00	(582,937.00)	2,028,063.00	2,611,000.00	(582,937.00)	0.00	0.00	2,028,063.00
MOOE		6,158,000.00	450,000.00	6,608,000.00	6,158,000.00	(50,000.00)	0.00	500,000.00	6,608,000.00
Quality control and inspection	310200100002000	5,774,000.00	(287,600.00)	5,486,400.00	5,774,000.00	(287,600.00)	0.00	0.00	5,486,400.00
PS		4,069,000.00	(187,600.00)	3,881,400.00	4,069,000.00	(187,600.00)	0.00	0.00	3,881,400.00
MOOE		1,705,000.00	(100,000.00)	1,605,000.00	1,705,000.00	(100,000.00)	0.00	0.00	1,605,000.00
Quarantine, registration and licensing	310200100003000	8,559,000.00	(872,962.00)	7,686,038.00	8,559,000.00	(872,962.00)	0.00	0.00	7,686,038.00
PS		7,218,000.00	(722,962.00)	6,495,038.00	7,218,000.00	(722,962.00)	0.00	0.00	6,495,038.00
MOOE		1,341,000.00	(150,000.00)	1,191,000.00	1,341,000.00	(150,000.00)	0.00	0.00	1,191,000.00
Coastal and inland fisheries resource management	310200100004000	20,398,000.00	(449,087.00)	19,948,913.00	20,398,000.00	(449,087.00)	0.00	0.00	19,948,913.00
PS		11,099,000.00	(96,341.00)	11,002,659.00	11,099,000.00	(96,341.00)	0.00	0.00	11,002,659.00
MOOE		9,299,000.00	(352,746.00)	8,946,254.00	9,299,000.00	(352,746.00)	0.00	0.00	8,946,254.00
Project(s)		0.00	1,256,250.00	1,256,250.00	0.00	0.00	0.00	1,256,250.00	1,256,250.00
Locally-Funded Project(s)		0.00	1,256,250.00	1,256,250.00	0.00	0.00	0.00	1,256,250.00	1,256,250.00
Operationalization of Fisheries Management Areas (FMAs) Program	310200200003000	0.00	1,256,250.00	1,256,250.00	0.00	0.00	0.00	1,256,250.00	1,256,250.00
MOOE		0.00	1,256,250.00	1,256,250.00	0.00	0.00	0.00	1,256,250.00	1,256,250.00
FISHERIES EXTENSION PROGRAM		32,228,000.00	63,600.00	32,291,600.00	32,228,000.00	0.00	0.00	63,600.00	32,291,600.00

**STATEMENT OF APPROPRIATIONS, ALLOTMENTS, OBLIGATIONS, DISBURSEMENTS AND BALANCES**

**As at the Quarter Ending December 31, 2021**

Department Department of Agriculture (DA)  
 Agency/Entity Bureau of Fisheries and Aquatic Resources  
 Operating Unit Regional Office - XIII  
 Organization Code (UACS) 05 003 0300016  
 Fund Cluster 01 Regular Agency Fund

x	Current Year Appropriations
	Supplemental Appropriations
	Continuing Appropriations

(e.g. UACS Fund Cluster: 01-Regular Agency Fund, 02-Foreign Assisted Projects Fund, 03-Special Account-Locally Funded/Domestic Grants Fund, and 04-Special Account-Foreign Assisted/Foreign Grants Fund)

Particulars	UACS CODE	Appropriations			Allotments				
		Authorized Appropriations	Adjustments(Transfer To/From, Modifications/Augmentations)	Adjusted Appropriations	Allotments Received	Adjustments(Reductions, Modifications/Augmentations)	Transfer To	Transfer From	Adjusted Total Allotments
1	2	3	4	5=(3+4)	6	7	8	9	10=[(6+(-)7)-8+9]
Extension Support, Education and Training Services (ESETS)	310300100001000	32,228,000.00	63,600.00	32,291,600.00	32,228,000.00	0.00	0.00	63,600.00	32,291,600.00
PS		2,606,000.00	108,735.00	2,914,735.00	2,806,000.00	108,735.00	0.00	0.00	2,914,735.00
MOOE		29,422,000.00	(45,135.00)	29,376,865.00	29,422,000.00	(108,735.00)	0.00	63,600.00	29,376,865.00
FISHERIES POLICY PROGRAM		364,000.00	0.00	364,000.00	364,000.00	0.00	0.00	0.00	364,000.00
Formulation, monitoring and evaluation of policies, plans and programs	310400100001000	364,000.00	0.00	364,000.00	364,000.00	0.00	0.00	0.00	364,000.00
MOOE		364,000.00	0.00	364,000.00	364,000.00	0.00	0.00	0.00	364,000.00
Sub-Total, Operations		133,804,000.00	65,618,707.00	199,422,707.00	133,804,000.00	(3,751,143.00)	0.00	69,369,850.00	199,422,707.00
PS		35,266,000.00	(2,076,143.00)	33,189,857.00	35,266,000.00	(2,076,143.00)	0.00	0.00	33,189,857.00
MOOE		96,538,000.00	7,694,850.00	104,232,850.00	96,538,000.00	(1,675,000.00)	0.00	9,369,850.00	104,232,850.00
FinEx (if Applicable)		0.00	0.00	0.00	0.00	0.00	0.00	0.00	0.00
CO		2,000,000.00	60,000,000.00	62,000,000.00	2,000,000.00	0.00	0.00	60,000,000.00	62,000,000.00
Sub-Total, I. Agency Specific Budget		159,117,000.00	66,372,758.00	225,489,758.00	159,117,000.00	(4,313,892.00)	0.00	70,686,650.00	225,489,758.00
PS		41,144,000.00	(2,438,892.00)	38,705,108.00	41,144,000.00	(2,438,892.00)	0.00	0.00	38,705,108.00
MOOE		115,973,000.00	8,811,650.00	124,784,650.00	115,973,000.00	(1,875,000.00)	0.00	10,686,650.00	124,784,650.00
FinEx (if Applicable)		0.00	0.00	0.00	0.00	0.00	0.00	0.00	0.00
CO		2,000,000.00	60,000,000.00	62,000,000.00	2,000,000.00	0.00	0.00	60,000,000.00	62,000,000.00
II. Automatic Appropriations		3,708,000.00	0.00	3,708,000.00	3,708,000.00	0.00	0.00	0.00	3,708,000.00
Specific Budgets of National Government Agencies		3,708,000.00	0.00	3,708,000.00	3,708,000.00	0.00	0.00	0.00	3,708,000.00
Retirement and Life Insurance Premiums		3,708,000.00	0.00	3,708,000.00	3,708,000.00	0.00	0.00	0.00	3,708,000.00
PS		3,708,000.00	0.00	3,708,000.00	3,708,000.00	0.00	0.00	0.00	3,708,000.00

**STATEMENT OF APPROPRIATIONS, ALLOTMENTS, OBLIGATIONS, DISBURSEMENTS AND BALANCES**

**As at the Quarter Ending December 31, 2021**

Department Department of Agriculture (DA)  
 Agency/Entity Bureau of Fisheries and Aquatic Resources  
 Operating Unit Regional Office - XIII  
 Organization Code (UACS) 05 003 0300016  
 Fund Cluster 01 Regular Agency Fund

x	Current Year Appropriations
	Supplemental Appropriations
	Continuing Appropriations

(e.g. UACS Fund Cluster: 01-Regular Agency Fund, 02-Foreign Assisted Projects Fund, 03-Special Account-Locally Funded/Domestic Grants Fund, and 04-Special Account-Foreign Assisted/Foreign Grants Fund)

Particulars	UACS CODE	Appropriations			Allotments				
		Authorized Appropriations	Adjustments(Transfer To/From, Modifications/Augmentations)	Adjusted Appropriations	Allotments Received	Adjustments(Reductions, Modifications/Augmentations)	Transfer To	Transfer From	Adjusted Total Allotments
1	2	3	4	5=(3+4)	6	7	8	9	10=[(6+(-)7)-8+9]
Sub-total II. Automatic Appropriations		3,708,000.00	0.00	3,708,000.00	3,708,000.00	0.00	0.00	0.00	3,708,000.00
PS		3,708,000.00	0.00	3,708,000.00	3,708,000.00	0.00	0.00	0.00	3,708,000.00
MOOE		0.00	0.00	0.00	0.00	0.00	0.00	0.00	0.00
FinEx		0.00	0.00	0.00	0.00	0.00	0.00	0.00	0.00
CO		0.00	0.00	0.00	0.00	0.00	0.00	0.00	0.00
III. Special Purpose Fund		0.00	7,133,540.00	7,133,540.00	0.00	166,424.00	0.00	6,967,116.00	7,133,540.00
Miscellaneous Personnel Benefits Fund		0.00	7,133,540.00	7,133,540.00	0.00	166,424.00	0.00	6,967,116.00	7,133,540.00
PS		0.00	7,133,540.00	7,133,540.00	0.00	166,424.00	0.00	6,967,116.00	7,133,540.00
Sub-Total III. Special Purpose Fund		0.00	7,133,540.00	7,133,540.00	0.00	166,424.00	0.00	6,967,116.00	7,133,540.00
PS		0.00	7,133,540.00	7,133,540.00	0.00	166,424.00	0.00	6,967,116.00	7,133,540.00
MOOE		0.00	0.00	0.00	0.00	0.00	0.00	0.00	0.00
FinEx		0.00	0.00	0.00	0.00	0.00	0.00	0.00	0.00
CO		0.00	0.00	0.00	0.00	0.00	0.00	0.00	0.00
IV. Reversion of the Unobligated Allotments charged against R.A. Nos. 11465 and 11494		0.00	0.00	0.00	0.00	0.00	0.00	0.00	0.00
<b>GRAND TOTAL</b>		<b>162,825,000.00</b>	<b>73,506,298.00</b>	<b>236,331,298.00</b>	<b>162,825,000.00</b>	<b>(4,147,468.00)</b>	<b>0.00</b>	<b>77,653,766.00</b>	<b>236,331,298.00</b>
PS		44,852,000.00	4,694,648.00	49,546,648.00	44,852,000.00	(2,272,468.00)	0.00	6,967,116.00	49,546,648.00
MOOE		115,973,000.00	8,811,650.00	124,784,650.00	115,973,000.00	(1,875,000.00)	0.00	10,686,650.00	124,784,650.00
CO		2,000,000.00	60,000,000.00	62,000,000.00	2,000,000.00	0.00	0.00	60,000,000.00	62,000,000.00



**STATEMENT OF APPROPRIATIONS, ALLOTMENTS, OBLIGATIONS, DISBURSEMENTS AND BALANCES**

**As at the Quarter Ending December 31, 2021**

Department Department of Agriculture (DA)  
 Agency/Entity Bureau of Fisheries and Aquatic Resources  
 Operating Unit Regional Office - XIII  
 Organization Code (UACS) 05 003 0300016  
 Fund Cluster 01 Regular Agency Fund

x	Current Year Appropriations
	Supplemental Appropriations
	Continuing Appropriations

(e.g. UACS Fund Cluster: 01-Regular Agency Fund, 02-Foreign Assisted Projects Fund, 03-Special Account-Locally Funded/Domestic Grants Fund, and 04-Special Account-Foreign Assisted/Foreign Grants Fund)

Particulars	UACS CODE	Appropriations			Allotments				
		Authorized Appropriations	Adjustments(Transfer To/From, Modifications/Augmentations)	Adjusted Appropriations	Allotments Received	Adjustments(Reductions, Modifications/Augmentations)	Transfer To	Transfer From	Adjusted Total Allotments
1	2	3	4	5=(3+4)	6	7	8	9	10=[(6+(-)7)-8+9]

Recapitulation by OO:

I. Agency Specific Budget		133,804,000.00	65,618,707.00	199,422,707.00	133,804,000.00	(3,751,143.00)	0.00	69,369,850.00	199,422,707.00
FISHERIES DEVELOPMENT PROGRAM		57,712,000.00	66,041,443.00	123,753,443.00	57,712,000.00	(1,508,557.00)	0.00	67,550,000.00	123,753,443.00
FISHERIES REGULATORY AND LAW ENFORCEMENT PROGRAM		43,500,000.00	(486,336.00)	43,013,664.00	43,500,000.00	(2,242,586.00)	0.00	1,756,250.00	43,013,664.00
FISHERIES EXTENSION PROGRAM		32,228,000.00	63,600.00	32,291,600.00	32,228,000.00	0.00	0.00	63,600.00	32,291,600.00
FISHERIES POLICY PROGRAM		364,000.00	0.00	364,000.00	364,000.00	0.00	0.00	0.00	364,000.00

This report was generated using the Unified Reporting System on 14/02/2022 17:10 version.FAR1.2.5 ; Status : APPROVED

STATEMENT OF APPROPRIATIONS, ALLOTMENTS, OBLIGATIONS, DISBURSEMENTS AND BALANCES

As at the Quarter Ending December 31, 2021

Department Department of Agriculture (DA)  
 Agency/Entity Bureau of Fisheries and Aquatic Resources  
 Operating Unit Regional Office - XIII  
 Organization Code (UACS) 05 003 0300016  
 Fund Cluster 01 Regular Agency Fund

X	Current Year Appropriations
	Supplemental Appropriations
	Continuing Appropriations

(e.g. UACS Fund Cluster: 01-Regular Agency Fund, 02-Foreign Assisted Projects Fund, 03-Special Account-Locally Funded/Domestic Grants Fund, and 04-Special Account-Foreign Assisted/Foreign Grants Fund)

Particulars	UACS CODE	Current Year Obligations					Current Year Disbursements					Balances			
		1st Quarter Ending March 31	2nd Quarter Ending June 30	3rd Quarter Ending Sept. 30	4th Quarter Ending Dec. 31	TOTAL	1st Quarter Ending March 31	2nd Quarter Ending June 30	3rd Quarter Ending Sept. 30	4th Quarter Ending Dec. 31	TOTAL	Unreleased Appro	Unobligated Allotments	Unpaid Obligations(15-20)=(23+24)	
		11	12	13	14	15=(11+12+13+14)	16	17	18	19	20=(16+17+18+19)			21	22
I. Agency Specific Budget		24,748,678.89	33,355,871.73	128,572,600.11	16,715,603.85	203,392,754.58	21,731,733.82	29,827,870.38	33,315,598.40	54,888,866.59	139,764,067.19	0.00	22,097,003.42	0.00	63,828,687.39
General Administration and Support	10000000000000000000	6,398,208.91	8,040,248.50	6,283,937.79	(300,971.72)	20,421,421.48	5,863,033.86	7,362,384.09	5,108,493.26	1,210,208.57	19,544,119.78	0.00	306,829.52	0.00	877,301.70
General management and supervision	100000100001000	6,398,208.91	7,461,616.50	6,423,397.31	(300,971.72)	19,982,251.00	5,863,033.86	6,923,213.61	5,108,493.26	1,210,208.57	19,104,949.30	0.00	200,000.00	0.00	877,301.70
PS		1,902,658.32	1,514,713.45	1,914,628.23	(562,749.00)	4,769,251.00	1,770,401.45	1,366,305.31	1,584,447.85	48,096.39	4,769,251.00	0.00	200,000.00	0.00	0.00
MOOE		4,495,550.59	5,946,903.05	4,508,769.08	261,777.28	15,213,000.00	4,092,632.41	5,556,908.30	3,524,045.41	1,162,112.18	14,335,698.30	0.00	0.00	0.00	877,301.70
Administration of Personnel Benefits	100000100002000	0.00	578,630.00	(139,459.52)	0.00	439,170.48	0.00	439,170.48	0.00	0.00	439,170.48	0.00	106,829.52	0.00	0.00
PS		0.00	578,630.00	(139,459.52)	0.00	439,170.48	0.00	439,170.48	0.00	0.00	439,170.48	0.00	106,829.52	0.00	0.00
Sub-Total, General Administration and Support		6,398,208.91	8,040,248.50	6,283,937.79	(300,971.72)	20,421,421.48	5,863,033.86	7,362,384.09	5,108,493.26	1,210,208.57	19,544,119.78	0.00	306,829.52	0.00	877,301.70
PS		1,902,658.32	2,093,343.45	1,775,168.71	(562,749.00)	5,208,421.48	1,770,401.45	1,805,475.79	1,584,447.85	48,096.39	5,208,421.48	0.00	306,829.52	0.00	0.00
MOOE		4,495,550.59	5,946,903.05	4,508,769.08	261,777.28	15,213,000.00	4,092,632.41	5,556,908.30	3,524,045.41	1,162,112.18	14,335,698.30	0.00	0.00	0.00	877,301.70
FinEx (if Applicable)		0.00	0.00	0.00	0.00	0.00	0.00	0.00	0.00	0.00	0.00	0.00	0.00	0.00	0.00
CO		0.00	0.00	0.00	0.00	0.00	0.00	0.00	0.00	0.00	0.00	0.00	0.00	0.00	0.00
Support to Operations	20000000000000000000	937,761.72	578,318.12	2,436,607.24	1,386,112.92	5,338,800.00	572,414.82	865,726.68	758,227.23	2,746,353.05	4,942,721.78	0.00	0.00	0.00	396,078.22

**STATEMENT OF APPROPRIATIONS, ALLOTMENTS, OBLIGATIONS, DISBURSEMENTS AND BALANCES**

**As at the Quarter Ending December 31, 2021**

Department Department of Agriculture (DA)  
 Agency/Entity Bureau of Fisheries and Aquatic Resources  
 Operating Unit Regional Office - XIII  
 Organization Code (UACS) 05 003 0300016  
 Fund Cluster 01 Regular Agency Fund

X	Current Year Appropriations
	Supplemental Appropriations
	Continuing Appropriations

(e.g. UACS Fund Cluster: 01-Regular Agency Fund, 02-Foreign Assisted Projects Fund, 03-Special Account-Locally Funded/Domestic Grants Fund, and 04-Special Account-Foreign Assisted/Foreign Grants Fund)

Particulars	UACS CODE	Current Year Obligations					Current Year Disbursements					Balances			
		1st Quarter Ending March 31	2nd Quarter Ending June 30	3rd Quarter Ending Sept. 30	4th Quarter Ending Dec. 31	TOTAL	1st Quarter Ending March 31	2nd Quarter Ending June 30	3rd Quarter Ending Sept. 30	4th Quarter Ending Dec. 31	TOTAL	Unreleased Appro	Unobligated Allotments	Unpaid Obligations(15-20)=(23+24)	
		11	12	13	14	15=(11+12+13+14)	16	17	18	19	20=(16+17+18+19)			Due and Demandable	Not Yet Due and Demandable
1	2	11	12	13	14	15=(11+12+13+14)	16	17	18	19	20=(16+17+18+19)	21	22	23	24
Development of organizational policies, plans and procedures	20000010000 1000	648,640.18	480,307.89	1,794,108.24	1,223,743.69	4,146,800.00	315,900.29	770,631.82	425,013.15	2,244,854.83	3,756,400.09	0.00	0.00	0.00	390,399.91
MOOE		648,640.18	480,307.89	1,794,108.24	1,223,743.69	4,146,800.00	315,900.29	770,631.82	425,013.15	2,244,854.83	3,756,400.09	0.00	0.00	0.00	390,399.91
Legal and advisory services	20000010000 3000	289,121.54	98,010.23	642,499.00	162,369.23	1,192,000.00	256,514.53	95,094.88	333,214.08	501,498.22	1,186,321.69	0.00	0.00	0.00	5,678.31
MOOE		289,121.54	98,010.23	642,499.00	162,369.23	1,192,000.00	256,514.53	95,094.88	333,214.08	501,498.22	1,186,321.69	0.00	0.00	0.00	5,678.31
Sub-Total, Support to Operations		937,761.72	578,318.12	2,436,607.24	1,386,112.92	5,338,800.00	572,414.82	865,726.68	758,227.23	2,746,353.05	4,942,721.78	0.00	0.00	0.00	396,078.22
PS		0.00	0.00	0.00	0.00	0.00	0.00	0.00	0.00	0.00	0.00	0.00	0.00	0.00	0.00
MOOE		937,761.72	578,318.12	2,436,607.24	1,386,112.92	5,338,800.00	572,414.82	865,726.68	758,227.23	2,746,353.05	4,942,721.78	0.00	0.00	0.00	396,078.22
FinEx (if Applicable)		0.00	0.00	0.00	0.00	0.00	0.00	0.00	0.00	0.00	0.00	0.00	0.00	0.00	0.00
CO		0.00	0.00	0.00	0.00	0.00	0.00	0.00	0.00	0.00	0.00	0.00	0.00	0.00	0.00
Operations	30000000000 0000	17,412,708.26	24,737,307.11	119,852,055.08	15,630,482.65	177,632,533.10	15,296,285.14	21,599,759.61	27,448,875.91	50,932,304.97	115,277,225.63	0.00	21,790,173.90	0.00	62,355,307.47
OO : Productivity in Fisheries Sector within ecological limits improved		17,412,708.26	24,737,307.11	119,852,055.08	15,630,482.65	177,632,533.10	15,296,285.14	21,599,759.61	27,448,875.91	50,932,304.97	115,277,225.63	0.00	21,790,173.90	0.00	62,355,307.47
FISHERIES DEVELOPMENT PROGRAM		6,208,128.38	9,379,967.02	83,175,867.50	3,968,520.84	102,732,483.74	5,331,294.48	7,569,884.17	12,946,421.92	22,418,767.63	48,266,368.20	0.00	21,020,959.26	0.00	54,466,115.54
CAPTURE FISHERIES SUB-PROGRAM		714,802.65	977,279.74	5,915,381.70	10,535.91	7,618,000.00	345,046.52	926,560.29	3,154,639.71	2,344,002.63	6,770,249.15	0.00	0.00	0.00	847,750.85
Fishing gear/paraphernalia distribution	31010110000 1000	714,802.65	977,279.74	5,915,381.70	10,535.91	7,618,000.00	345,046.52	926,560.29	3,154,639.71	2,344,002.63	6,770,249.15	0.00	0.00	0.00	847,750.85
MOOE		714,802.65	977,279.74	5,915,381.70	10,535.91	7,618,000.00	345,046.52	926,560.29	3,154,639.71	2,344,002.63	6,770,249.15	0.00	0.00	0.00	847,750.85
AQUACULTURE SUB-PROGRAM		3,182,761.96	4,793,059.28	59,400,928.35	(454,089.16)	66,922,660.43	2,902,656.54	3,977,746.29	5,277,620.81	9,734,292.33	21,892,315.97	0.00	20,841,497.57	0.00	45,030,344.48

**STATEMENT OF APPROPRIATIONS, ALLOTMENTS, OBLIGATIONS, DISBURSEMENTS AND BALANCES**

**As at the Quarter Ending December 31, 2021**

Department Department of Agriculture (DA)  
 Agency/Entity Bureau of Fisheries and Aquatic Resources  
 Operating Unit Regional Office - XIII  
 Organization Code (UACS) 05 003 0300016  
 Fund Cluster 01 Regular Agency Fund

X	Current Year Appropriations
	Supplemental Appropriations
	Continuing Appropriations

(e.g. UACS Fund Cluster: 01-Regular Agency Fund, 02-Foreign Assisted Projects Fund, 03-Special Account-Locally Funded/Domestic Grants Fund, and 04-Special Account-Foreign Assisted/Foreign Grants Fund)

Particulars	UACS CODE	Current Year Obligations					Current Year Disbursements					Balances			
		1st Quarter Ending March 31	2nd Quarter Ending June 30	3rd Quarter Ending Sept. 30	4th Quarter Ending Dec. 31	TOTAL	1st Quarter Ending March 31	2nd Quarter Ending June 30	3rd Quarter Ending Sept. 30	4th Quarter Ending Dec. 31	TOTAL	Unreleased Appro	Unobligated Allotments	Unpaid Obligations(15-20)=(23+24)	
		11	12	13	14	15=(11+12+13+14)	16	17	18	19	20=(16+17+18+19)	21	22	23	24
Fisheries production and distribution	31010210000 1000	2,048,223.88	2,038,019.39	8,005,661.75	(140,798.49)	11,951,106.53	1,855,857.30	2,064,588.40	3,130,931.52	3,300,003.73	10,351,380.95	0.00	6,502,051.47	0.00	1,599,725.58
PS		792,167.48	1,020,327.72	1,502,768.48	(430,937.24)	2,884,326.44	782,917.67	1,020,151.97	727,718.70	353,538.10	2,884,326.44	0.00	348,831.56	0.00	0.00
MOOE		1,256,056.40	1,017,691.67	6,502,893.27	290,138.75	9,066,780.09	1,072,939.63	1,044,436.43	2,403,212.82	2,946,465.63	7,467,054.51	0.00	6,153,219.91	0.00	1,599,725.58
Operation and management of production facilities	31010210000 2000	1,134,538.08	2,755,039.89	51,395,266.60	(313,290.67)	54,971,553.90	1,046,799.24	1,913,157.89	2,146,689.29	6,434,288.60	11,540,935.02	0.00	14,339,446.10	0.00	43,430,618.68
MOOE		1,134,538.08	2,755,039.89	4,415,207.15	1,006,214.88	9,311,000.00	1,046,799.24	1,913,157.89	2,146,689.29	3,180,081.13	8,286,727.55	0.00	0.00	0.00	1,024,272.45
CO		0.00	0.00	46,980,059.45	(1,319,505.55)	45,660,553.90	0.00	0.00	0.00	3,254,207.47	3,254,207.47	0.00	14,339,446.10	0.00	42,406,346.43
POST-HARVEST SUB-PROGRAM		49,608.00	39,251.01	951,824.40	108,316.59	1,149,000.00	46,020.38	37,323.71	68,368.67	615,168.48	766,881.24	0.00	0.00	0.00	382,118.76
Provision of fishery on-farm/post-harvest equipment and facilities	31010310000 1000	49,608.00	39,251.01	951,824.40	108,316.59	1,149,000.00	46,020.38	37,323.71	68,368.67	615,168.48	766,881.24	0.00	0.00	0.00	382,118.76
MOOE		49,608.00	39,251.01	951,824.40	108,316.59	1,149,000.00	46,020.38	37,323.71	68,368.67	615,168.48	766,881.24	0.00	0.00	0.00	382,118.76
MARKET DEVELOPMENT SUB-PROGRAM		1,271,729.39	1,553,757.80	1,102,379.15	103,956.97	4,031,823.31	1,236,019.73	1,553,507.43	939,162.16	296,132.99	4,024,822.31	0.00	90,461.69	0.00	7,001.00
Market development services	31010410000 1000	1,271,729.39	1,553,757.80	1,102,379.15	103,956.97	4,031,823.31	1,236,019.73	1,553,507.43	939,162.16	296,132.99	4,024,822.31	0.00	90,461.69	0.00	7,001.00
PS		1,155,342.11	1,447,167.15	865,403.15	76,409.90	3,544,342.31	1,123,433.55	1,448,449.95	803,449.11	169,009.70	3,544,342.31	0.00	90,461.69	0.00	0.00
MOOE		116,387.28	106,570.65	236,976.00	27,547.07	487,481.00	112,586.18	105,057.48	135,713.05	127,123.29	480,480.00	0.00	0.00	0.00	7,001.00
LOCALLY-FUNDED AND FOREIGN-ASSISTED SUB-PROGRAM		989,226.38	2,016,619.19	15,805,353.90	4,199,800.53	23,011,000.00	801,551.31	1,074,746.45	3,506,630.57	9,429,171.20	14,812,099.53	0.00	89,000.00	0.00	8,198,900.47
Project(s)		989,226.38	2,016,619.19	15,805,353.90	4,199,800.53	23,011,000.00	801,551.31	1,074,746.45	3,506,630.57	9,429,171.20	14,812,099.53	0.00	89,000.00	0.00	8,198,900.47
Locally-Funded Project(s)		989,226.38	2,016,619.19	15,805,353.90	4,199,800.53	23,011,000.00	801,551.31	1,074,746.45	3,506,630.57	9,429,171.20	14,812,099.53	0.00	89,000.00	0.00	8,198,900.47
Special Area for Agricultural Development Program	31010520000 1000	989,226.38	2,016,619.19	15,805,353.90	4,199,800.53	23,011,000.00	801,551.31	1,074,746.45	3,506,630.57	9,429,171.20	14,812,099.53	0.00	89,000.00	0.00	8,198,900.47
MOOE		989,226.38	2,016,619.19	14,316,168.30	3,688,986.13	21,011,000.00	801,551.31	1,074,746.45	3,506,630.57	8,511,709.26	13,894,637.59	0.00	89,000.00	0.00	7,116,362.41
CO		0.00	0.00	1,489,185.60	510,814.40	2,000,000.00	0.00	0.00	0.00	917,461.94	917,461.94	0.00	0.00	0.00	1,082,538.06

# STATEMENT OF APPROPRIATIONS, ALLOTMENTS, OBLIGATIONS, DISBURSEMENTS AND BALANCES

As at the Quarter Ending December 31, 2021

Department Department of Agriculture (DA)  
 Agency/Entity Bureau of Fisheries and Aquatic Resources  
 Operating Unit Regional Office - XIII  
 Organization Code (UACS) 05 003 0300016  
 Fund Cluster 01 Regular Agency Fund

X	Current Year Appropriations
	Supplemental Appropriations
	Continuing Appropriations

(e.g. UACS Fund Cluster: 01-Regular Agency Fund, 02-Foreign Assisted Projects Fund, 03-Special Account-Locally Funded/Domestic Grants Fund, and 04-Special Account-Foreign Assisted/Foreign Grants Fund)

Particulars	UACS CODE	Current Year Obligations					Current Year Disbursements					Balances			
		1st Quarter Ending March 31	2nd Quarter Ending June 30	3rd Quarter Ending Sept. 30	4th Quarter Ending Dec. 31	TOTAL	1st Quarter Ending March 31	2nd Quarter Ending June 30	3rd Quarter Ending Sept. 30	4th Quarter Ending Dec. 31	TOTAL	Unreleased Appro	Unobligated Allotments	Unpaid Obligations(15-20)=(23+24)	
		11	12	13	14	15=(11+12+13+14)	16	17	18	19	20=(16+17+18+19)	21	22	23	24
FISHERIES REGULATORY AND LAW ENFORCEMENT PROGRAM		6,361,382.60	8,671,330.29	18,074,478.12	9,245,992.95	42,353,183.96	6,088,035.94	8,260,975.36	8,292,709.47	16,186,061.42	38,827,782.19	0.00	860,480.04	0.00	3,525,401.77
Monitoring, control and surveillance	310200100001000	1,676,676.03	2,186,190.85	4,852,357.90	(129,161.78)	8,586,063.00	1,497,326.91	2,028,684.58	2,497,899.86	2,366,221.38	8,390,132.73	0.00	50,000.00	0.00	195,930.27
PS		383,434.87	452,529.04	1,363,871.36	(221,772.27)	1,978,063.00	382,894.63	436,227.96	357,435.13	790,037.61	1,966,595.33	0.00	50,000.00	0.00	11,467.67
MOOE		1,293,241.16	1,733,661.81	3,488,486.54	92,610.49	6,608,000.00	1,114,432.28	1,592,456.62	2,140,464.73	1,576,183.77	6,423,537.40	0.00	0.00	0.00	184,462.60
Quality control and inspection	310200100002000	1,012,534.92	1,489,896.29	2,656,764.87	227,203.92	5,386,400.00	999,755.65	1,331,130.72	1,614,006.13	1,311,832.15	5,256,724.65	0.00	100,000.00	0.00	129,675.35
PS		876,888.36	1,087,207.70	1,649,677.80	167,626.14	3,781,400.00	867,636.21	1,087,726.37	841,482.80	984,215.10	3,761,060.48	0.00	100,000.00	0.00	20,339.52
MOOE		135,846.56	402,688.59	1,007,087.07	59,577.78	1,605,000.00	132,119.44	243,404.35	772,523.33	347,617.05	1,495,664.17	0.00	0.00	0.00	109,335.83
Quarantine, registration and licensing	310200100003000	1,406,307.75	2,032,596.03	4,246,939.77	(149,805.55)	7,536,038.00	1,388,058.72	2,011,496.90	1,563,523.55	2,452,264.17	7,415,343.34	0.00	150,000.00	0.00	120,694.66
PS		1,172,470.27	1,670,981.42	3,814,191.27	(312,604.96)	6,345,038.00	1,155,001.43	1,653,893.92	1,234,269.57	2,271,956.95	6,315,121.87	0.00	150,000.00	0.00	29,916.13
MOOE		233,837.48	361,614.61	432,748.50	162,799.41	1,191,000.00	233,057.29	357,602.98	329,253.98	180,307.22	1,100,221.47	0.00	0.00	0.00	90,778.53
Coastal and inland fisheries resource management	310200100004000	2,265,863.90	2,962,647.12	6,318,415.58	8,041,506.36	19,588,432.96	2,202,894.66	2,889,663.16	2,617,279.93	10,007,849.72	17,717,687.47	0.00	360,480.04	0.00	1,870,745.49
PS		2,018,771.19	2,586,004.48	5,336,803.72	700,799.57	10,642,178.96	1,992,553.86	2,576,807.09	2,211,596.76	3,728,632.03	10,509,589.74	0.00	360,480.04	0.00	132,589.22
MOOE		247,092.71	376,642.64	981,611.86	7,340,706.79	8,946,254.00	210,340.80	312,856.07	405,683.17	6,279,217.69	7,208,097.73	0.00	0.00	0.00	1,738,156.27
Project(s)		0.00	0.00	0.00	1,256,250.00	1,256,250.00	0.00	0.00	0.00	47,894.00	47,894.00	0.00	0.00	0.00	1,208,356.00
Locally-Funded Project(s)		0.00	0.00	0.00	1,256,250.00	1,256,250.00	0.00	0.00	0.00	47,894.00	47,894.00	0.00	0.00	0.00	1,208,356.00
Operationalization of Fisheries Management Areas (FMAs) Program	310200200003000	0.00	0.00	0.00	1,256,250.00	1,256,250.00	0.00	0.00	0.00	47,894.00	47,894.00	0.00	0.00	0.00	1,208,356.00
MOOE		0.00	0.00	0.00	1,256,250.00	1,256,250.00	0.00	0.00	0.00	47,894.00	47,894.00	0.00	0.00	0.00	1,208,356.00
FISHERIES EXTENSION PROGRAM		4,750,197.28	6,680,384.80	18,544,506.46	2,207,776.86	32,182,865.40	3,876,954.72	5,676,087.58	6,198,307.02	12,070,489.03	27,821,838.35	0.00	108,734.60	0.00	4,361,027.05

**STATEMENT OF APPROPRIATIONS, ALLOTMENTS, OBLIGATIONS, DISBURSEMENTS AND BALANCES**

**As at the Quarter Ending December 31, 2021**

Department Department of Agriculture (DA)  
 Agency/Entity Bureau of Fisheries and Aquatic Resources  
 Operating Unit Regional Office - XIII  
 Organization Code (UACS) 05 003 0300016  
 Fund Cluster 01 Regular Agency Fund

X	Current Year Appropriations
	Supplemental Appropriations
	Continuing Appropriations

(e.g. UACS Fund Cluster: 01-Regular Agency Fund, 02-Foreign Assisted Projects Fund, 03-Special Account-Locally Funded/Domestic Grants Fund, and 04-Special Account-Foreign Assisted/Foreign Grants Fund)

Particulars	UACS CODE	Current Year Obligations					Current Year Disbursements					Balances			
		1st Quarter Ending March 31	2nd Quarter Ending June 30	3rd Quarter Ending Sept. 30	4th Quarter Ending Dec. 31	TOTAL	1st Quarter Ending March 31	2nd Quarter Ending June 30	3rd Quarter Ending Sept. 30	4th Quarter Ending Dec. 31	TOTAL	Unreleased Appro	Unobligated Allotments	Unpaid Obligations(15-20)=(23+24)	
		11	12	13	14	15=(11+12+13+14)	16	17	18	19	20=(16+17+18+19)			23	24
Extension Support, Education and Training Services (ESETS)	31030010000 1000	4,750,197.28	6,680,384.80	18,544,506.46	2,207,776.86	32,182,865.40	3,876,954.72	5,676,087.58	6,198,307.02	12,070,489.03	27,821,838.35	0.00	108,734.60	0.00	4,361,027.05
PS		697,358.76	896,200.54	932,518.36	279,922.54	2,806,000.20	669,464.58	898,953.99	668,523.62	506,418.63	2,743,361.02	0.00	108,734.60	0.00	62,639.18
MOOE		4,052,838.52	5,784,184.26	17,611,988.10	1,927,854.32	29,376,865.20	3,207,490.14	4,777,133.59	5,529,783.40	11,564,070.20	25,078,477.33	0.00	(0.20)	0.00	4,298,387.87
FISHERIES POLICY PROGRAM		93,000.00	5,625.00	57,203.00	208,172.00	364,000.00	0.00	92,812.50	11,437.50	256,986.89	361,236.89	0.00	0.00	0.00	2,763.11
Formulation, monitoring and evaluation of policies, plans and programs	31040010000 1000	93,000.00	5,625.00	57,203.00	208,172.00	364,000.00	0.00	92,812.50	11,437.50	256,986.89	361,236.89	0.00	0.00	0.00	2,763.11
MOOE		93,000.00	5,625.00	57,203.00	208,172.00	364,000.00	0.00	92,812.50	11,437.50	256,986.89	361,236.89	0.00	0.00	0.00	2,763.11
Sub-Total, Operations		17,412,708.26	24,737,307.11	119,852,055.08	15,630,462.65	177,632,533.10	15,296,285.14	21,599,759.61	27,448,875.91	50,932,304.97	115,277,225.63	0.00	21,790,173.90	0.00	62,355,307.47
PS		7,096,433.04	9,160,438.05	15,465,034.14	259,443.68	31,961,348.91	6,973,901.93	9,122,211.25	6,844,475.69	8,783,808.32	31,724,397.19	0.00	1,208,508.09	0.00	256,951.72
MOOE		10,316,275.22	15,576,869.06	55,917,775.89	16,179,710.12	97,990,630.29	8,322,383.21	12,477,548.36	20,604,400.22	37,976,827.24	79,381,159.03	0.00	6,242,219.71	0.00	18,609,471.26
FinEx (if Applicable)		0.00	0.00	0.00	0.00	0.00	0.00	0.00	0.00	0.00	0.00	0.00	0.00	0.00	0.00
CO		0.00	0.00	48,469,245.05	(808,691.15)	47,660,553.90	0.00	0.00	0.00	4,171,669.41	4,171,669.41	0.00	14,339,446.10	0.00	43,488,884.49
Sub-Total, I. Agency Specific Budget		24,748,678.89	33,355,871.73	128,572,600.11	16,715,603.85	203,392,754.58	21,731,733.62	29,827,870.38	33,315,596.40	54,888,866.59	139,764,067.19	0.00	22,097,003.42	0.00	63,628,687.39
PS		8,999,091.36	11,253,781.50	17,240,202.85	(303,305.32)	37,189,770.39	6,744,303.38	10,927,687.04	8,428,923.54	8,831,904.71	36,932,818.67	0.00	1,515,337.61	0.00	256,951.72
MOOE		15,749,587.53	22,102,090.23	62,863,152.21	17,827,600.32	118,542,430.29	12,987,430.44	18,900,183.34	24,886,672.86	41,885,292.47	98,659,579.11	0.00	6,242,219.71	0.00	19,882,651.18
FinEx (if Applicable)		0.00	0.00	0.00	0.00	0.00	0.00	0.00	0.00	0.00	0.00	0.00	0.00	0.00	0.00
CO		0.00	0.00	48,469,245.05	(808,691.15)	47,660,553.90	0.00	0.00	0.00	4,171,669.41	4,171,669.41	0.00	14,339,446.10	0.00	43,488,884.49
II. Automatic Appropriations		824,022.00	810,438.60	846,321.92	865,717.30	3,346,499.82	823,471.32	810,438.60	817,185.66	894,653.36	3,345,748.94	0.00	361,500.18	0.00	750.88
Specific Budgets of National Government Agencies		824,022.00	810,438.60	846,321.92	865,717.30	3,346,499.82	823,471.32	810,438.60	817,185.66	894,653.36	3,345,748.94	0.00	361,500.18	0.00	750.88
Retirement and Life Insurance Premiums		824,022.00	810,438.60	846,321.92	865,717.30	3,346,499.82	823,471.32	810,438.60	817,185.66	894,653.36	3,345,748.94	0.00	361,500.18	0.00	750.88
PS		824,022.00	810,438.60	846,321.92	865,717.30	3,346,499.82	823,471.32	810,438.60	817,185.66	894,653.36	3,345,748.94	0.00	361,500.18	0.00	750.88

STATEMENT OF APPROPRIATIONS, ALLOTMENTS, OBLIGATIONS, DISBURSEMENTS AND BALANCES

As at the Quarter Ending December 31, 2021

Department Department of Agriculture (DA)  
 Agency/Entity Bureau of Fisheries and Aquatic Resources  
 Operating Unit Regional Office - XIII  
 Organization Code (UACS) 05 003 0300016  
 Fund Cluster 01 Regular Agency Fund

X	Current Year Appropriations
	Supplemental Appropriations
	Continuing Appropriations

(e.g. UACS Fund Cluster: 01-Regular Agency Fund, 02-Foreign Assisted Projects Fund, 03-Special Account-Locally Funded/Domestic Grants Fund, and 04-Special Account-Foreign Assisted/Foreign Grants Fund)

Particulars	UACS CODE	Current Year Obligations					Current Year Disbursements					Balances			
		1st Quarter Ending March 31	2nd Quarter Ending June 30	3rd Quarter Ending Sept. 30	4th Quarter Ending Dec. 31	TOTAL	1st Quarter Ending March 31	2nd Quarter Ending June 30	3rd Quarter Ending Sept. 30	4th Quarter Ending Dec. 31	TOTAL	Unreleased Appro	Unobligated Allotments	Unpaid Obligations(15-20)=(23+24)	
		11	12	13	14	15=(11+12+13+14)	16	17	18	19	20=(16+17+18+19)			23	24
Sub-total II. Automatic Appropriations		824,022.00	810,438.60	846,321.92	865,717.30	3,346,499.82	823,471.32	810,438.60	817,185.66	894,653.36	3,345,748.94	0.00	361,500.18	0.00	750.88
PS		824,022.00	810,438.60	846,321.92	865,717.30	3,346,499.82	823,471.32	810,438.60	817,185.66	894,653.36	3,345,748.94	0.00	361,500.18	0.00	750.88
MOOE		0.00	0.00	0.00	0.00	0.00	0.00	0.00	0.00	0.00	0.00	0.00	0.00	0.00	0.00
FinEx		0.00	0.00	0.00	0.00	0.00	0.00	0.00	0.00	0.00	0.00	0.00	0.00	0.00	0.00
CO		0.00	0.00	0.00	0.00	0.00	0.00	0.00	0.00	0.00	0.00	0.00	0.00	0.00	0.00
III. Special Purpose Fund		63,143.00	0.00	103,281.00	6,967,116.00	7,133,540.00	0.00	63,143.00	43,365.00	6,629,697.89	6,736,205.89	0.00	0.00	0.00	397,334.11
Miscellaneous Personnel Benefits Fund		63,143.00	0.00	103,281.00	6,967,116.00	7,133,540.00	0.00	63,143.00	43,365.00	6,629,697.89	6,736,205.89	0.00	0.00	0.00	397,334.11
PS		63,143.00	0.00	103,281.00	6,967,116.00	7,133,540.00	0.00	63,143.00	43,365.00	6,629,697.89	6,736,205.89	0.00	0.00	0.00	397,334.11
Sub-Total III. Special Purpose Fund		63,143.00	0.00	103,281.00	6,967,116.00	7,133,540.00	0.00	63,143.00	43,365.00	6,629,697.89	6,736,205.89	0.00	0.00	0.00	397,334.11
PS		63,143.00	0.00	103,281.00	6,967,116.00	7,133,540.00	0.00	63,143.00	43,365.00	6,629,697.89	6,736,205.89	0.00	0.00	0.00	397,334.11
MOOE		0.00	0.00	0.00	0.00	0.00	0.00	0.00	0.00	0.00	0.00	0.00	0.00	0.00	0.00
FinEx		0.00	0.00	0.00	0.00	0.00	0.00	0.00	0.00	0.00	0.00	0.00	0.00	0.00	0.00
CO		0.00	0.00	0.00	0.00	0.00	0.00	0.00	0.00	0.00	0.00	0.00	0.00	0.00	0.00
IV. Reversion of the Unobligated Allotments charged against R. A. Nos. 11465 and 11494		0.00	0.00	0.00	0.00	0.00	0.00	0.00	0.00	0.00	0.00	0.00	0.00	0.00	0.00
GRAND TOTAL		25,635,843.89	34,166,310.33	129,522,203.03	24,548,437.15	213,872,794.40	22,555,205.14	30,701,451.98	34,176,147.06	62,413,217.84	149,846,022.02	0.00	22,458,503.60	0.00	64,026,772.38
PS		9,886,256.36	12,064,220.10	18,189,805.77	7,529,527.98	47,669,810.21	9,567,774.70	11,801,268.64	9,289,474.20	16,356,255.96	47,014,773.50	0.00	1,876,837.79	0.00	655,036.71
MOOE		15,749,587.53	22,102,090.23	62,863,152.21	17,827,600.32	118,542,430.29	12,987,430.44	18,900,183.34	24,886,672.86	41,885,292.47	98,659,579.11	0.00	6,242,219.71	0.00	19,882,851.18
CO		0.00	0.00	48,469,245.05	(808,691.15)	47,660,553.90	0.00	0.00	0.00	4,171,669.41	4,171,669.41	0.00	14,339,446.10	0.00	43,488,884.49

# STATEMENT OF APPROPRIATIONS, ALLOTMENTS, OBLIGATIONS, DISBURSEMENTS AND BALANCES

As at the Quarter Ending December 31, 2021

Department Department of Agriculture (DA)  
 Agency/Entity Bureau of Fisheries and Aquatic Resources  
 Operating Unit Regional Office - XIII  
 Organization Code (UACS) 05 003 0300016  
 Fund Cluster 01 Regular Agency Fund

X	Current Year Appropriations
	Supplemental Appropriations
	Continuing Appropriations

(e.g. UACS Fund Cluster: 01-Regular Agency Fund, 02-Foreign Assisted Projects Fund, 03-Special Account-Locally Funded/Domestic Grants Fund, and 04-Special Account-Foreign Assisted/Foreign Grants Fund)

Particulars	UACS CODE	Current Year Obligations					Current Year Disbursements					Balances			
		1st Quarter Ending March 31	2nd Quarter Ending June 30	3rd Quarter Ending Sept. 30	4th Quarter Ending Dec. 31	TOTAL	1st Quarter Ending March 31	2nd Quarter Ending June 30	3rd Quarter Ending Sept. 30	4th Quarter Ending Dec. 31	TOTAL	Unreleased Appro	Unobligated Allotments	Unpaid Obligations(15-20)=(23+24)	
		11	12	13	14	15=(11+12+13+14)	16	17	18	19	20=(16+17+18+19)			Due and Demandable	Not Yet Due and Demandable
1	2	11	12	13	14	15	16	17	18	19	20	21	22	23	24
Recapitulation by OO:															
I. Agency Specific Budget		17,412,708.26	24,737,307.11	119,852,055.08	15,630,462.65	177,632,533.10	15,296,285.14	21,599,759.61	27,448,875.91	50,932,304.97	115,277,225.63	0.00	21,790,173.90	0.00	62,355,307.47
FISHERIES DEVELOPMENT PROGRAM		6,208,128.38	9,379,967.02	83,175,867.50	3,968,520.84	102,732,483.74	5,331,294.48	7,569,884.17	12,946,421.92	22,418,767.63	48,266,368.20	0.00	21,020,959.26	0.00	54,466,115.54
FISHERIES REGULATORY AND LAW ENFORCEMENT PROGRAM		6,361,382.60	8,671,330.29	18,074,478.12	9,245,992.95	42,353,183.96	6,088,035.94	8,260,975.36	8,292,709.47	16,186,061.42	38,827,782.19	0.00	660,480.04	0.00	3,525,401.77
FISHERIES EXTENSION PROGRAM		4,750,197.28	6,680,384.80	18,544,506.46	2,207,776.86	32,182,865.40	3,876,954.72	5,676,087.58	6,198,307.02	12,070,489.03	27,821,838.35	0.00	108,734.60	0.00	4,361,027.05
FISHERIES POLICY PROGRAM		93,000.00	5,625.00	57,203.00	208,172.00	364,000.00	0.00	92,812.50	11,437.50	256,986.89	361,236.89	0.00	0.00	0.00	2,763.11

This report was generated using the Unified Reporting System on 14/02/2022 17:10 version.FAR1.2.5 ; Status : APPROVED


Certified Correct:

  
**CALSOMA A. MANANGKIRAN**  
 OIC, Budget Section


Certified Correct:

  
**COSNIA A. PITI-ILAN**  
 OIC, Accounting Section

Recommending Approval:

  
**ELVERA B. SAYAS**  
 OIC, Admin and Finance Div.

Approved By:

  
**OMNIA B. OLAMA**  
 OIC, Regional Director