

**STATEMENT OF APPROPRIATIONS, ALLOTMENTS, OBLIGATIONS, DISBURSEMENTS AND BALANCES**

**As at the Quarter Ending December 31, 2021**

Department: Department of Agriculture (DA)  
 Agency: Bureau of Fisheries and Aquatic Resources  
 Operating Unit: Regional Office - XIII  
 Organization Code (UACS) : 05 003 0300016  
 Fund Cluster: 02 Foreign Assisted Projects Fund

	Current Year Appropriations
	Supplemental Appropriations
X	Continuing Appropriations

(e.g. UACS Fund Cluster: 01-Regular Agency Fund, 02-Foreign Assisted Projects Fund, 03-Special Account-Locally Funded/Domestic Grants Fund, and 04-Special Account-Foreign Assisted/Foreign Grants Fund)

Particulars	UACS CODE	Appropriations			Allotments				
		Authorized Appropriations	Adjustments (Transfer To/From, Realignment)	Adjusted Appropriations	Allotments Received	Adjustments (Withdrawal, Realignment)	Transfer To	Transfer From	Adjusted Total Allotments
1	2	3	4	5=(3+4)	6	7	8	9	10=[{(6+(-)7)-8+9]
I. Continuing Appropriations		3,654,078.04	0.00	3,654,078.04	3,654,078.04	0.00	(1,760,000.00)	40,000.00	1,934,078.04
I. Agency Specific Budget		3,654,078.04	0.00	3,654,078.04	3,654,078.04	0.00	(1,760,000.00)	40,000.00	1,934,078.04
Operations	3000000000000000	3,654,078.04	0.00	3,654,078.04	3,654,078.04	0.00	(1,760,000.00)	40,000.00	1,934,078.04
OO : Productivity in Fisheries Sector within ecological limits improved		3,654,078.04	0.00	3,654,078.04	3,654,078.04	0.00	(1,760,000.00)	40,000.00	1,934,078.04
FISHERIES DEVELOPMENT PROGRAM		3,654,078.04	0.00	3,654,078.04	3,654,078.04	0.00	(1,760,000.00)	40,000.00	1,934,078.04
LOCALLY-FUNDED AND FOREIGN-ASSISTED SUB-PROGRAM		3,654,078.04	0.00	3,654,078.04	3,654,078.04	0.00	(1,760,000.00)	40,000.00	1,934,078.04
Foreign-Assisted Project(s)		3,654,078.04	0.00	3,654,078.04	3,654,078.04	0.00	(1,760,000.00)	40,000.00	1,934,078.04
Fisheries, Coastal Resources and Livelihood Project (FishCORAL)	310105300001000	3,654,078.04	0.00	3,654,078.04	3,654,078.04	0.00	(1,760,000.00)	40,000.00	1,934,078.04
MOOE		3,355,435.17	0.00	3,355,435.17	3,355,435.17	0.00	(1,760,000.00)	40,000.00	1,635,435.17
CO		298,642.87	0.00	298,642.87	298,642.87	0.00	0.00	0.00	298,642.87
Sub-Total, Operations		3,654,078.04	0.00	3,654,078.04	3,654,078.04	0.00	(1,760,000.00)	40,000.00	1,934,078.04
PS		0.00	0.00	0.00	0.00	0.00	0.00	0.00	0.00
MOOE		3,355,435.17	0.00	3,355,435.17	3,355,435.17	0.00	(1,760,000.00)	40,000.00	1,635,435.17
FinEx (if Applicable)		0.00	0.00	0.00	0.00	0.00	0.00	0.00	0.00
CO		298,642.87	0.00	298,642.87	298,642.87	0.00	0.00	0.00	298,642.87
GRAND TOTAL		3,654,078.04	0.00	3,654,078.04	3,654,078.04	0.00	(1,760,000.00)	40,000.00	1,934,078.04
PS		0.00	0.00	0.00	0.00	0.00	0.00	0.00	0.00
MOOE		3,355,435.17	0.00	3,355,435.17	3,355,435.17	0.00	(1,760,000.00)	40,000.00	1,635,435.17
FinEx (if Applicable)		0.00	0.00	0.00	0.00	0.00	0.00	0.00	0.00
CO		298,642.87	0.00	298,642.87	298,642.87	0.00	0.00	0.00	298,642.87

This report was generated using the Unified Reporting System on 15/02/2022 18:02 version.FAR1.1.1 ; Status : APPROVED

STATEMENT OF APPROPRIATIONS, ALLOTMENTS, OBLIGATIONS, DISBURSEMENTS AND BALANCES

As at the Quarter Ending December 31, 2021

Department: Department of Agriculture (DA)  
 Agency: Bureau of Fisheries and Aquatic Resources  
 Operating Unit: Regional Office - XIII  
 Organization Code (UACS) : 05 003 0300016  
 Fund Cluster: 02 Foreign Assisted Projects Fund


X


Current Year Appropriations  
 Supplemental Appropriations  
 Continuing Appropriations


(e.g. UACS Fund Cluster: 01-Regular Agency Fund, 02-Foreign Assisted Projects Fund, 03-Special Account-Locally Funded/Domestic Grants Fund, and 04-Special Account-Foreign Assisted/Foreign Grants Fund)


Particulars	UACS CODE	Current Year Obligations					Current Year Disbursements					Balances			
		1st Quarter Ending March 31	2nd Quarter Ending June 30	3rd Quarter Ending Sept. 30	4th Quarter Ending Dec. 31	TOTAL	1st Quarter Ending March 31	2nd Quarter Ending June 30	3rd Quarter Ending Sept. 30	4th Quarter Ending Dec. 31	TOTAL	Unreleased Appro	Unobligated Allotments	Unpaid Obligations	
		11	12	13	14	15=(11+12+13+14)	16	17	18	19	20=(16+17+18+19)	21=(5-10)	22=(10-15)	Due and Demandable	Not Yet Due and Demandable
I. Continuing Appropriations		377,284.40	224,520.82	52,390.92	557,098.18	1,211,294.32	374,753.22	221,443.72	57,317.67	313,374.30	966,888.91	1,720,000.00	722,783.72	0.00	244,405.41
I. Agency Specific Budget		377,284.40	224,520.82	52,390.92	557,098.18	1,211,294.32	374,753.22	221,443.72	57,317.67	313,374.30	966,888.91	1,720,000.00	722,783.72	0.00	244,405.41
Operations	3000000000000000	377,284.40	224,520.82	52,390.92	557,098.18	1,211,294.32	374,753.22	221,443.72	57,317.67	313,374.30	966,888.91	1,720,000.00	722,783.72	0.00	244,405.41
OO : Productivity in Fisheries Sector within ecological limits improved		377,284.40	224,520.82	52,390.92	557,098.18	1,211,294.32	374,753.22	221,443.72	57,317.67	313,374.30	966,888.91	1,720,000.00	722,783.72	0.00	244,405.41
FISHERIES DEVELOPMENT PROGRAM		377,284.40	224,520.82	52,390.92	557,098.18	1,211,294.32	374,753.22	221,443.72	57,317.67	313,374.30	966,888.91	1,720,000.00	722,783.72	0.00	244,405.41
LOCALLY-FUNDED AND FOREIGN-ASSISTED SUB-PROGRAM		377,284.40	224,520.82	52,390.92	557,098.18	1,211,294.32	374,753.22	221,443.72	57,317.67	313,374.30	966,888.91	1,720,000.00	722,783.72	0.00	244,405.41
Foreign-Assisted Project(s)		377,284.40	224,520.82	52,390.92	557,098.18	1,211,294.32	374,753.22	221,443.72	57,317.67	313,374.30	966,888.91	1,720,000.00	722,783.72	0.00	244,405.41
Fisheries, Coastal Resources and Livelihood Project (FishCORAL)	310105300001000	377,284.40	224,520.82	52,390.92	557,098.18	1,211,294.32	374,753.22	221,443.72	57,317.67	313,374.30	966,888.91	1,720,000.00	722,783.72	0.00	244,405.41
MOOE		377,284.40	224,520.82	52,390.92	404,998.18	1,059,194.32	374,753.22	221,443.72	57,317.67	313,374.30	966,888.91	1,720,000.00	576,240.85	0.00	92,305.41
CO		0.00	0.00	0.00	152,100.00	152,100.00	0.00	0.00	0.00	0.00	0.00	0.00	148,542.87	0.00	152,100.00
Sub-Total, Operations		377,284.40	224,520.82	52,390.92	557,098.18	1,211,294.32	374,753.22	221,443.72	57,317.67	313,374.30	966,888.91	1,720,000.00	722,783.72	0.00	244,405.41
PS		0.00	0.00	0.00	0.00	0.00	0.00	0.00	0.00	0.00	0.00	0.00	0.00	0.00	0.00
MOOE		377,284.40	224,520.82	52,390.92	404,998.18	1,059,194.32	374,753.22	221,443.72	57,317.67	313,374.30	966,888.91	1,720,000.00	576,240.85	0.00	92,305.41
FinEx (if Applicable)		0.00	0.00	0.00	0.00	0.00	0.00	0.00	0.00	0.00	0.00	0.00	0.00	0.00	0.00
CO		0.00	0.00	0.00	152,100.00	152,100.00	0.00	0.00	0.00	0.00	0.00	0.00	148,542.87	0.00	152,100.00
GRAND TOTAL		377,284.40	224,520.82	52,390.92	557,098.18	1,211,294.32	374,753.22	221,443.72	57,317.67	313,374.30	966,888.91	1,720,000.00	722,783.72	0.00	244,405.41
PS		0.00	0.00	0.00	0.00	0.00	0.00	0.00	0.00	0.00	0.00	0.00	0.00	0.00	0.00
MOOE		377,284.40	224,520.82	52,390.92	404,998.18	1,059,194.32	374,753.22	221,443.72	57,317.67	313,374.30	966,888.91	1,720,000.00	576,240.85	0.00	92,305.41
FinEx (if Applicable)		0.00	0.00	0.00	0.00	0.00	0.00	0.00	0.00	0.00	0.00	0.00	0.00	0.00	0.00
CO		0.00	0.00	0.00	152,100.00	152,100.00	0.00	0.00	0.00	0.00	0.00	0.00	148,542.87	0.00	152,100.00

This report was generated using the Unified Reporting System on 15/02/2022 18:02 version.FAR1.1.1 ; Status : APPROVED

Certified Correct:   
  
**CALSOMA A. MANANGKIRAN**  
 OIC, Budget Section

Certified Correct:   
  
**COSNIA A. PITI-ILAN**  
 OIC, Accounting

Recommending Approval:   
  
**ELVERA B. SAYAS**  
 OIC, Admin and Finance Div.

Approved by:   
  
**OMNIA B. OLAMA**  
 OIC, Regional Director



STATEMENT OF APPROPRIATIONS, ALLOTMENTS, OBLIGATIONS, DISBURSEMENTS AND BALANCES

As at the Quarter Ending December 31, 2021

Department : Department of Agriculture (DA)  
 Agency/Entity : Bureau of Fisheries and Aquatic Resources  
 Operating Unit : Regional Office - XIII  
 Organization Code (UACS) : 05 003 0300016  
 Fund Cluster : 02 Foreign Assisted Projects Fund

X	Current Year Appropriations
	Supplemental Appropriations
	Continuing Appropriations

(e.g. UACS Fund Cluster: 01-Regular Agency Fund, 02-Foreign Assisted Projects Fund, 03-Special Account-Locally Funded/Domestic Grants Fund, and 04-Special Account-Foreign Assisted/Foreign Grants Fund)

Particulars	UACS CODE	Appropriations			Allotments				
		Authorized Appropriations	Adjustments(Transfer To/From, Modifications/Augmentations)	Adjusted Appropriations	Allotments Received	Adjustments(Reductions, Modifications/Augmentations)	Transfer To	Transfer From	Adjusted Total Allotments
1	2	3	4	5=(3+4)	6	7	8	9	10=[(6+(-)7)-8+9]
Sub-Total, I. Agency Specific Budget		0.00	13,617,000.00	13,617,000.00	0.00	0.00	0.00	13,617,000.00	13,617,000.00
PS		0.00	0.00	0.00	0.00	0.00	0.00	0.00	0.00
MOOE		0.00	13,617,000.00	13,617,000.00	0.00	0.00	0.00	13,617,000.00	13,617,000.00
FinEx (if Applicable)		0.00	0.00	0.00	0.00	0.00	0.00	0.00	0.00
CO		0.00	0.00	0.00	0.00	0.00	0.00	0.00	0.00
IV. Reversion of the Unobligated Allotments charged against R.A. Nos. 11465 and 11494		0.00	0.00	0.00	0.00	0.00	0.00	0.00	0.00
GRAND TOTAL		0.00	13,617,000.00	13,617,000.00	0.00	0.00	0.00	13,617,000.00	13,617,000.00
MOOE		0.00	13,617,000.00	13,617,000.00	0.00	0.00	0.00	13,617,000.00	13,617,000.00
Recapitulation by OO:									
I. Agency Specific Budget		0.00	13,617,000.00	13,617,000.00	0.00	0.00	0.00	13,617,000.00	13,617,000.00
FISHERIES DEVELOPMENT PROGRAM		0.00	13,617,000.00	13,617,000.00	0.00	0.00	0.00	13,617,000.00	13,617,000.00



**STATEMENT OF APPROPRIATIONS, ALLOTMENTS, OBLIGATIONS, DISBURSEMENTS AND BALANCES**  
**As at the Quarter Ending December 31, 2021**

Department : Department of Agriculture (DA)  
 Agency/Entity : Bureau of Fisheries and Aquatic Resources  
 Operating Unit : Regional Office - XIII  
 Organization Code (UACS) : 05 003 0300016  
 Fund Cluster : 02 Foreign Assisted Projects Fund

Current Year Appropriations  
 Supplemental Appropriations  
 Continuing Appropriations

(e.g. UACS Fund Cluster: 01-Regular Agency Fund, 02-Foreign Assisted Projects Fund, 03-Special Account-  
 Locally Funded/Domestic Grants Fund, and 04-Special Account-Foreign Assisted/Foreign Grants Fund)

Particulars	UACS CODE	Current Year Obligations					Current Year Disbursements					Balances			
		1st Quarter Ending March 31	2nd Quarter Ending June 30	3rd Quarter Ending Sept. 30	4th Quarter Ending Dec. 31	TOTAL	1st Quarter Ending March 31	2nd Quarter Ending June 30	3rd Quarter Ending Sept. 30	4th Quarter Ending Dec. 31	TOTAL	Unrelease d Appro	Unobligat ed Allotment s	Unpaid Obligations(15- 20)=(23+24)	
		11	12	13	14	15=(11+12+13+14)	16	17	18	19	20=(16+17+18+19)			21	22
Sub-Total, I. Agency Specific Budget		1,294,592.81	5,711,882.92	3,427,660.11	3,101,603.56	13,535,739.40	854,712.92	1,939,401.42	1,609,853.97	4,429,029.05	8,832,997.36	0.00	81,260.60	0.00	4,702,742.04
PS		0.00	0.00	0.00	0.00	0.00	0.00	0.00	0.00	0.00	0.00	0.00	0.00	0.00	0.00
MOOE		1,294,592.81	5,711,882.92	3,427,660.11	3,101,603.56	13,535,739.40	854,712.92	1,939,401.42	1,609,853.97	4,429,029.05	8,832,997.36	0.00	81,260.60	0.00	4,702,742.04
FinEx (if Applicable)		0.00	0.00	0.00	0.00	0.00	0.00	0.00	0.00	0.00	0.00	0.00	0.00	0.00	0.00
CO		0.00	0.00	0.00	0.00	0.00	0.00	0.00	0.00	0.00	0.00	0.00	0.00	0.00	0.00
IV. Reversion of the Unobligated Allotments charged against R.A. Nos. 11465 and 11494		0.00	0.00	0.00	0.00	0.00	0.00	0.00	0.00	0.00	0.00	0.00	0.00	0.00	0.00
GRAND TOTAL		1,294,592.81	5,711,882.92	3,427,660.11	3,101,603.56	13,535,739.40	854,712.92	1,939,401.42	1,609,853.97	4,429,029.05	8,832,997.36	0.00	81,260.60	0.00	4,702,742.04
MOOE		1,294,592.81	5,711,882.92	3,427,660.11	3,101,603.56	13,535,739.40	854,712.92	1,939,401.42	1,609,853.97	4,429,029.05	8,832,997.36	0.00	81,260.60	0.00	4,702,742.04
Recapitulation by CO:		1,294,592.81	5,711,882.92	3,427,660.11	3,101,603.56	13,535,739.40	854,712.92	1,939,401.42	1,609,853.97	4,429,029.05	8,832,997.36	0.00	81,260.60	0.00	4,702,742.04
I. Agency Specific Budget		1,294,592.81	5,711,882.92	3,427,660.11	3,101,603.56	13,535,739.40	854,712.92	1,939,401.42	1,609,853.97	4,429,029.05	8,832,997.36	0.00	81,260.60	0.00	4,702,742.04
FISHERIES DEVELOPMENT PROGRAM		1,294,592.81	5,711,882.92	3,427,660.11	3,101,603.56	13,535,739.40	854,712.92	1,939,401.42	1,609,853.97	4,429,029.05	8,832,997.36	0.00	81,260.60	0.00	4,702,742.04

This report was generated using the Unified Reporting System on 14/02/2022 18:41 version.FAR1.2.5 ; Status : APPROVED


Certified Correct:


Certified Correct:

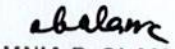
Recommending Approval:

Approved by:

  
**CALSOMA A. MANANGKIRAN**  
 OIC, Budget Section

  
**COSMIA A. PITI-ILAN**  
 OIC, Accounting Section

  
**ELVERA B. SAYAS**  
 OIC, Admin and Finance Div.

  
**OMNIA B. OLAMA**  
 OIC, Regional Director